Thalamus Overview

Internal Medicine Program Coordinators

August 28, 2026 | 3 PM EST

Agenda

Thalamus Products
- Platform Overview · AAMC–Thalamus Collaboration

Cortex
- Intelligent Application Review & Screening

Thalamus Core
- Interview Scheduling & Communications

Thalamus Video
- Virtual Interview Platform

Cerebellum
- Data & Analytics

The Applicant Experience
- Platform Experience & Workflows

Thalamus

Cortex | Core | Thalamus Video | Cerebellum

AAMC-Thalamus Collaboration

A unified recruitment ecosystem powered by Thalamus and AAMC.

Included with ERAS participation:

Cortex

Intelligent Application Review & Screening

Core

Interview Scheduling & Management

Cerebellum

Data & Analytics Dashboard

Available as add-ons:

Thalamus Video

Video Interview Platform

Integrates with Zoom, Teams, & Webex via API

2026-2027
Season Onboarding

ERAS participating programs received access to Thalamus when the AAMC season opened on **June 1, 2026.**

Programs must have an ERAS status of participating and have accepted the ERAS PDWS Terms and Conditions for automated onboarding.

Cortex

Intelligent Application Review & Screening

Intelligent Application Review & Screening

Centralize holistic application review, screening, and evaluator workflows.

ERAS & Core Integration

Sync applicant and recruitment data across ERAS PDWS and Core.

Reviewer Management

Assign reviewers individually or in bulk, and monitor completion status.

Competency Evaluation

Assess applicants against defined competencies.

Custom Scorecards

Build scorecards tailored to program-specific criteria.

Screening Tools

Use blinders, filters, tags, and keywords to conduct holistic review.

Sandbox Testing

Test workflows and configurations using mock data.

Application Review

Review, score, and manage applicants from a centralized workspace.

Applications

Filter and screen to narrow the applicant pool.

Assignments

Decide which applications each reviewer is responsible for.

Evaluations

Monitor reviewer progress at a glance.

Selections

Determine final decisions in one view.

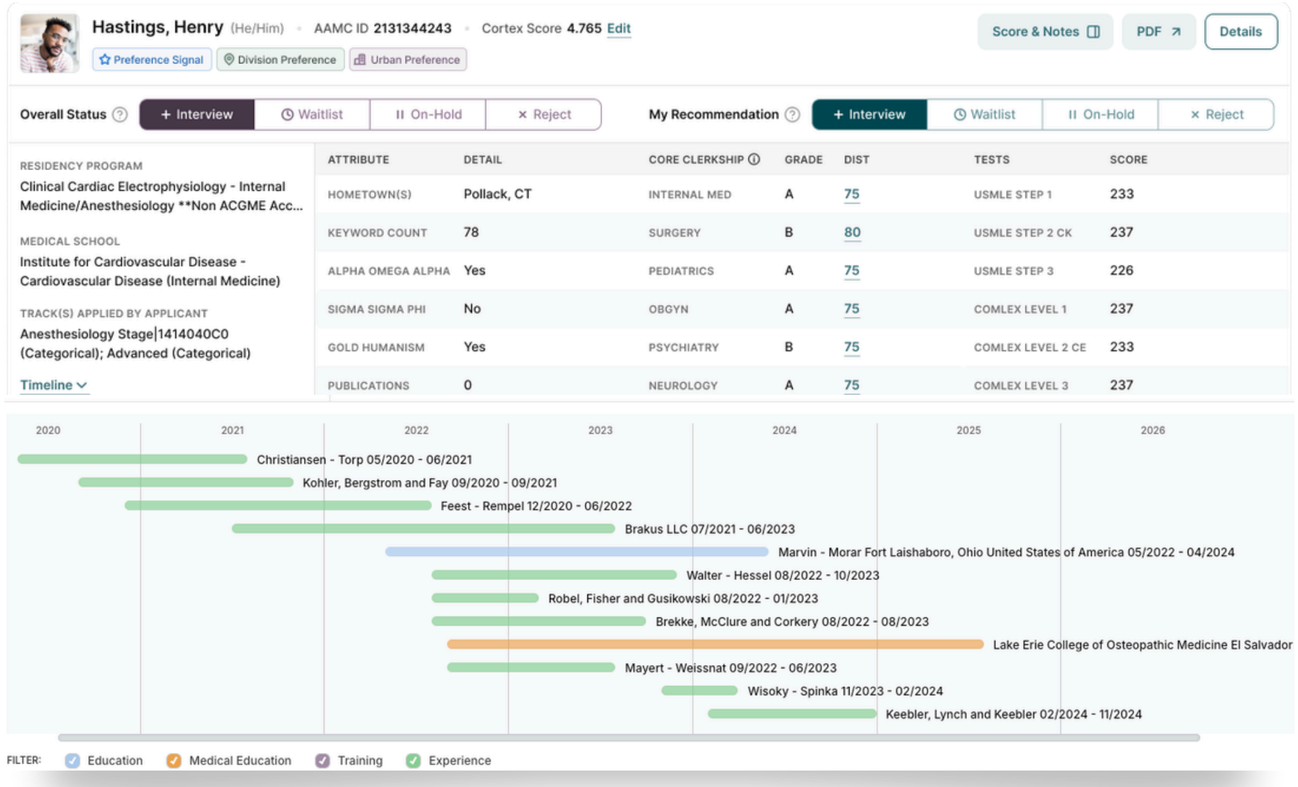

Application Assignments

Assign applicants and scorecards to specific Program Reviewers.

Bulk Assign

Assign multiple applicants to Program Interviewers at one time.

Scorecard Tracking

Monitor reviewer progress and completion status at a glance.

Managing Assignments

Easily add and delete assigned applications from the "Assignments" tab.

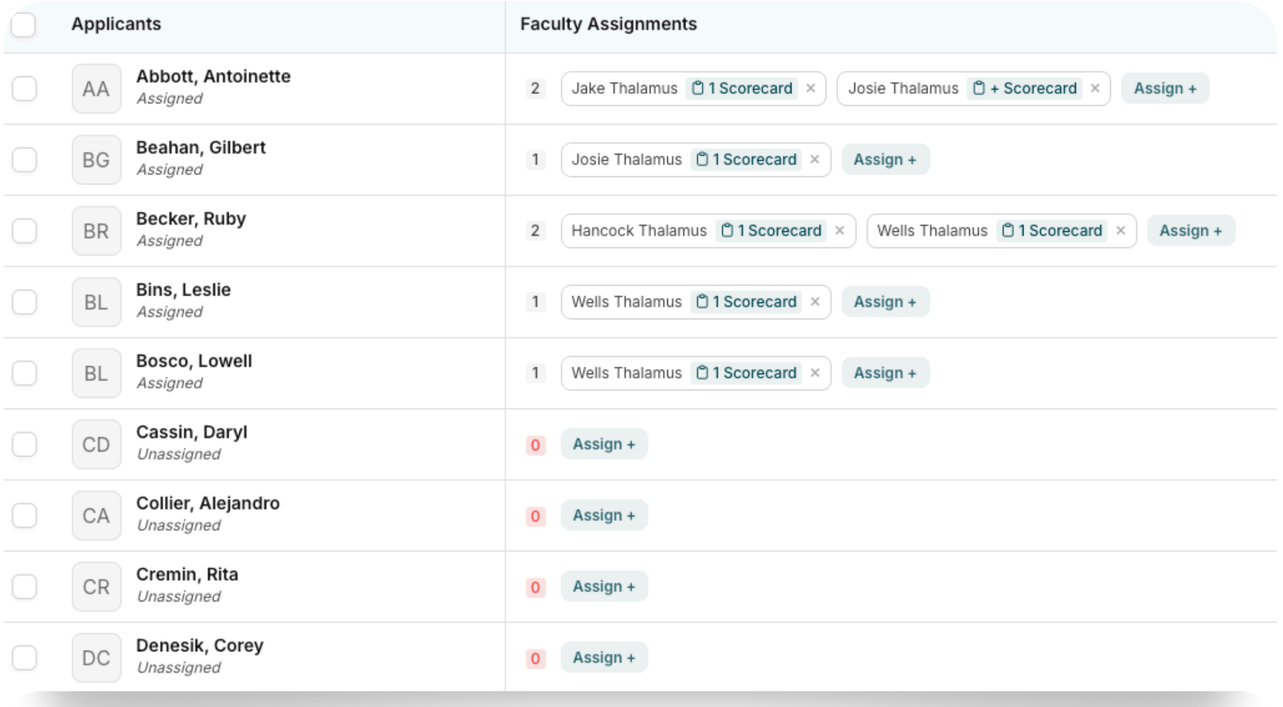

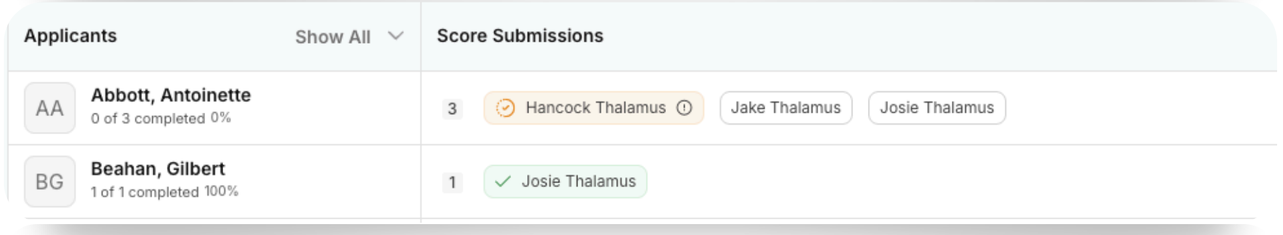

Final Decision

Review recommendations and set final applicant status from the Selections page.

Overall Status

Set the final Interview, Waitlist, On Hold, or Reject decision for each applicant.

My Recommendation

View individual reviewer recommendations before setting the Overall Status.

Selections Page

Review all recommendations side by side and confirm final decisions across all applicants.

Send to Core

Send applicants with a Final Decision of Interview directly to Thalamus Core.

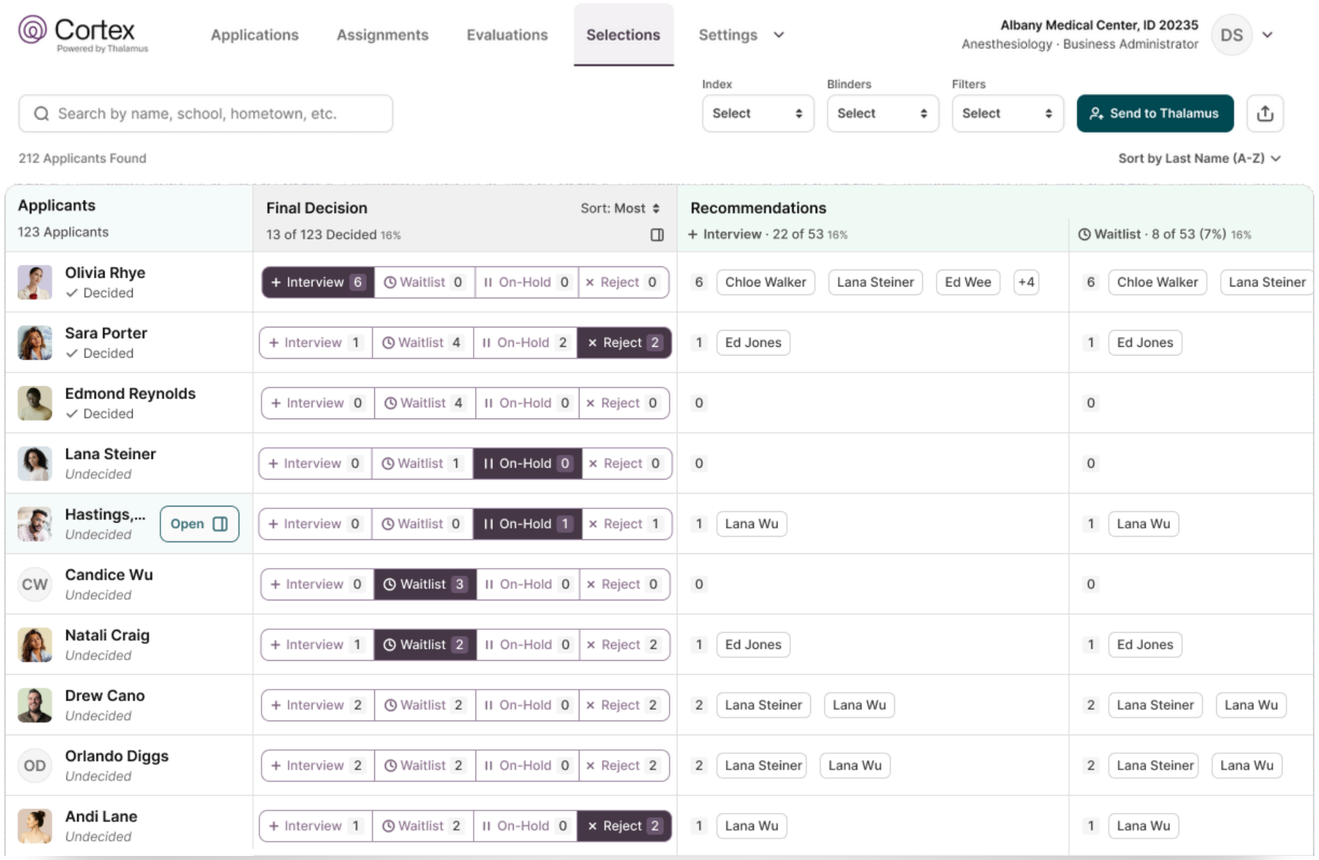


THALAMUS DEMO
1 Cortex
• Application Review
• Scoring
• Filtering
2 Core
• Scheduling
• Communication
• Itinerary
Thalamus
3 Cerebellum
• Analytics
• Data
• Outcomes

Core | Interview Scheduling & Management

Applicant Dashboard

Manage applicant statuses, filters, and recruitment activity at a glance.

Status Tracking

Track applicant and interview statuses in one view.

Applicant Filtering

Quickly identify applicants requiring immediate attention.

Bulk Management

Apply bulk actions to applicant groups.

Custom Views

Surface the most relevant applicant information first.

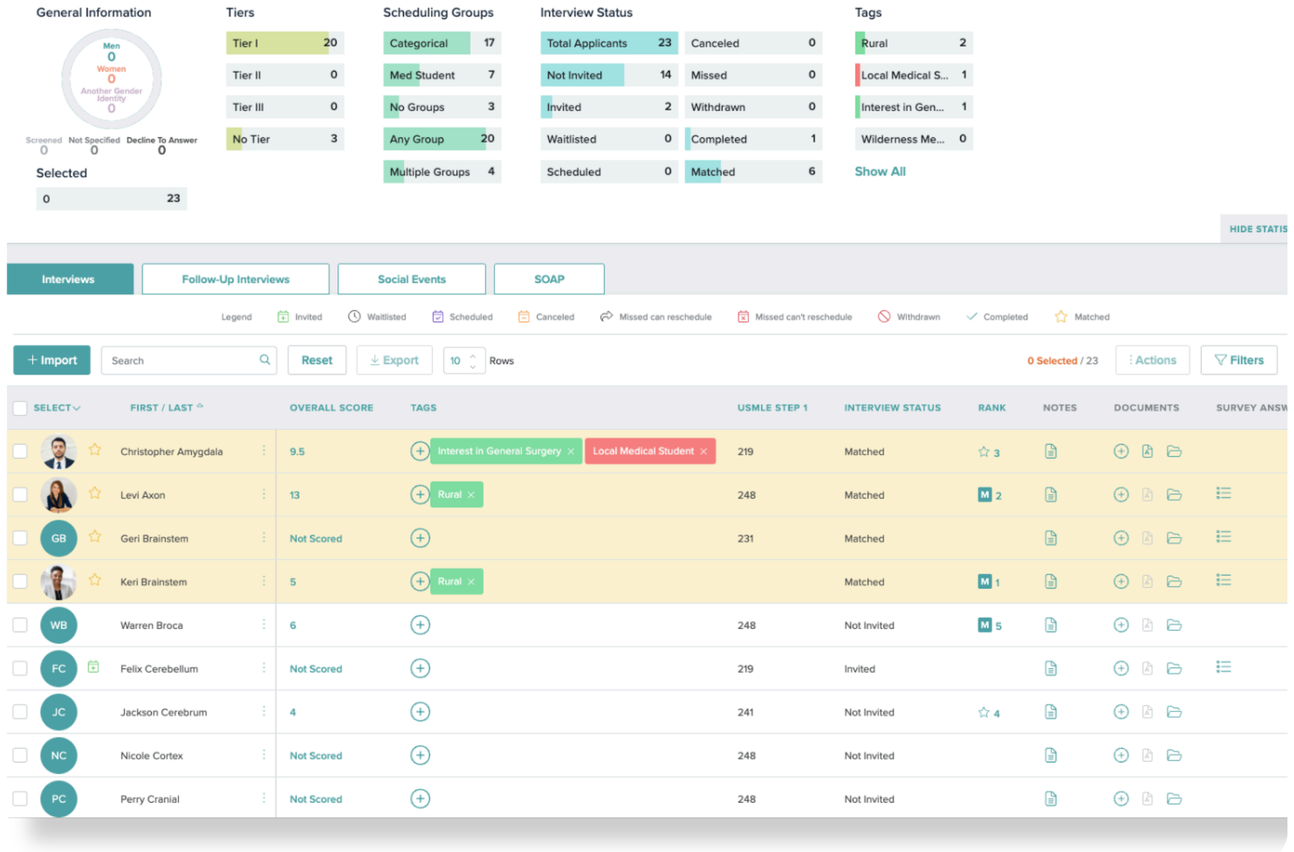

Program Settings

Program Profile

Build a complete, accurate program profile to inform and attract applicants.

Program Branding

Define program identity and what sets the program apart.

Program Information

Provide relevant details including structure, accomplishments, and faculty.

Media & Documents

Upload informational videos, program documents, and social media links.

Trainee Information

Showcase current trainees to give applicants an inside look at the program.

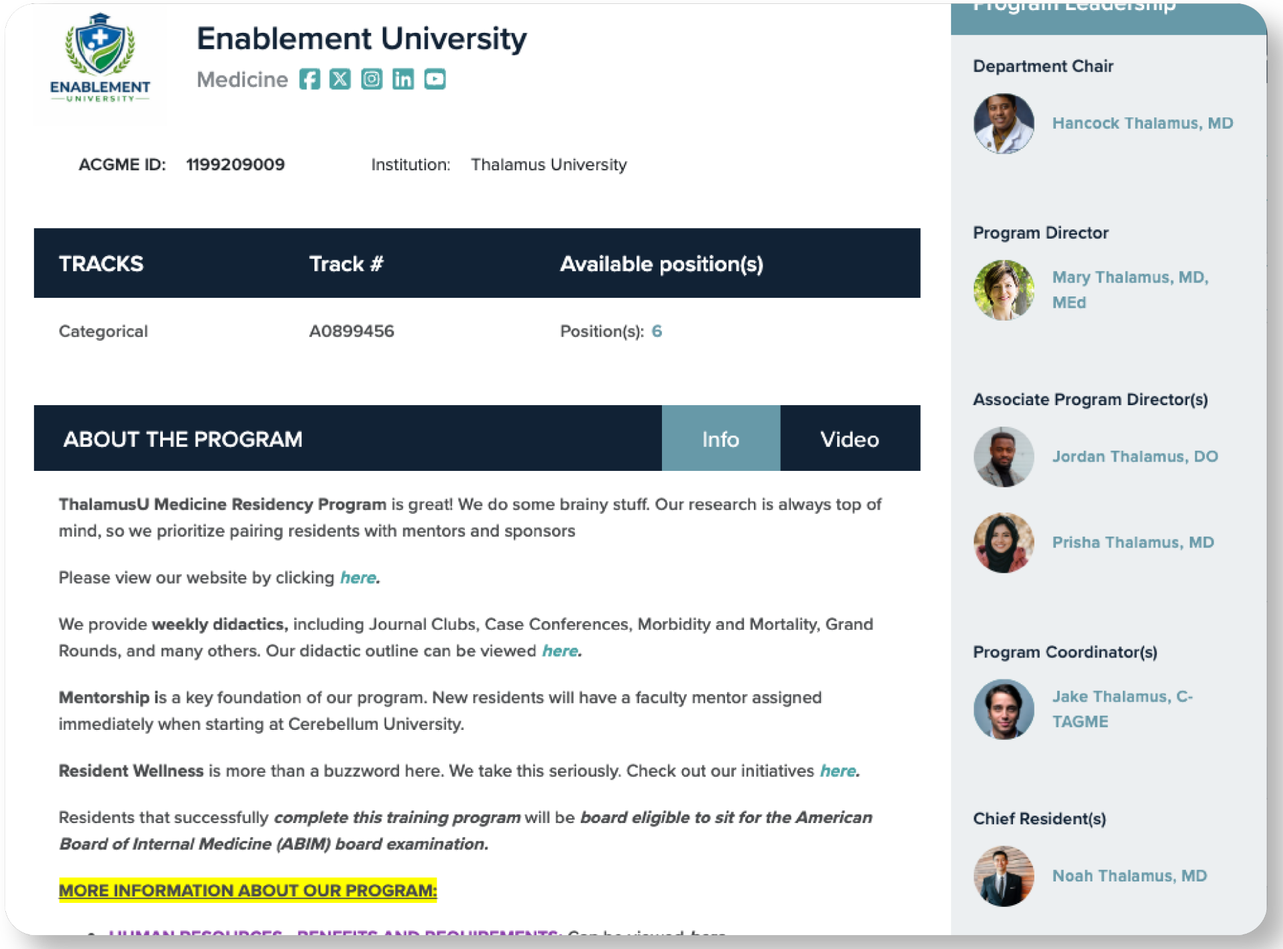

Calendar Settings

Configure global scheduling rules and interview settings across all calendar events.

Event Status

Toggle calendar events open or closed to control applicant self-scheduling and waitlists.

Waitlist Settings

Enable ordered or pooled waitlists and set the response interval for opening notifications

Lockout Intervals

Set sign-up and cancellation locks to block self-scheduling and cancellations before interviews.

Interview Settings

Set the default interview type, video integration, and Virtual Knock interval for all sessions.

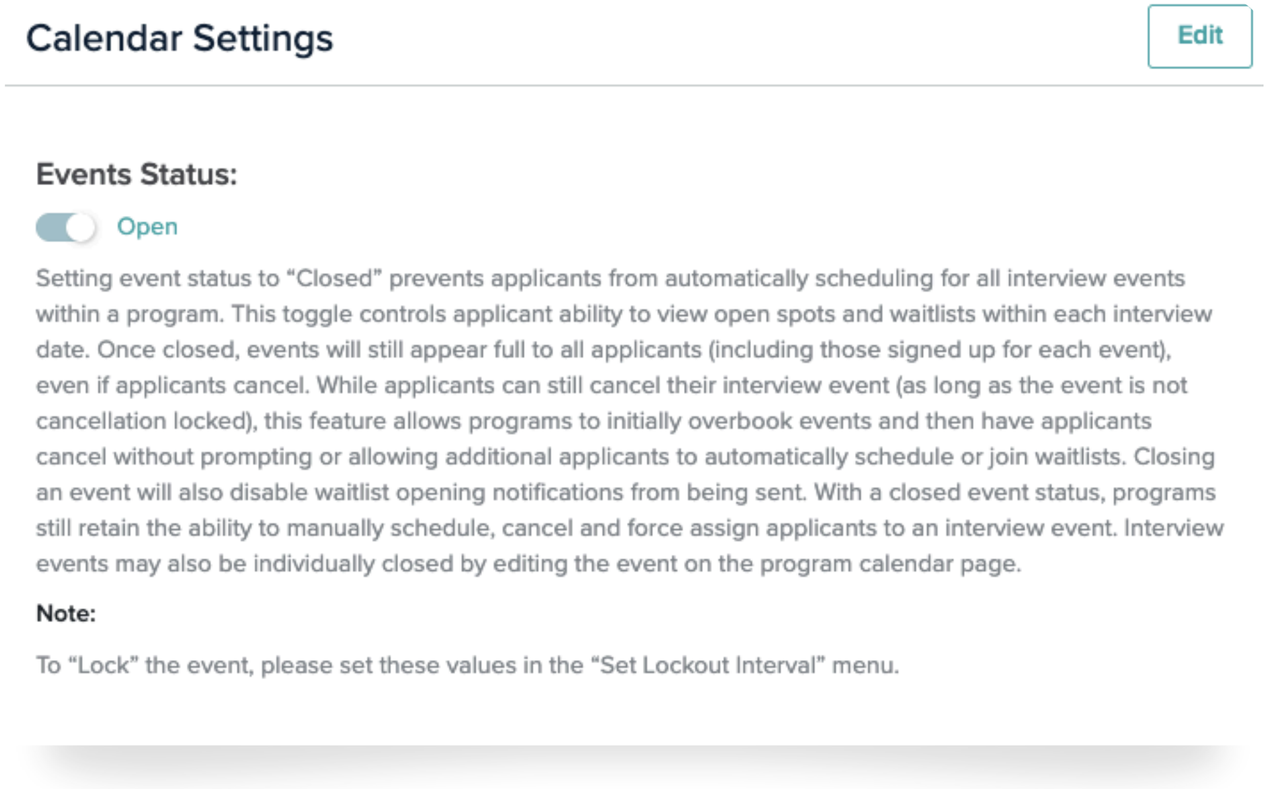

Ordered Waitlist

Notify applicants one at a time based on a program-controlled list order.

Program-Controlled Order

Programs can add, remove, and reorder applicants on the waitlist by drag and drop.

Sequential Notifications

Applicants are notified one at a time when a spot opens, in the order set by the program.

Waitlist Email Interval

Sets the response window for each applicant to schedule before the next one is notified.

Missed Window

Applicants who miss the interval are marked Missed Window and can be reactivated.

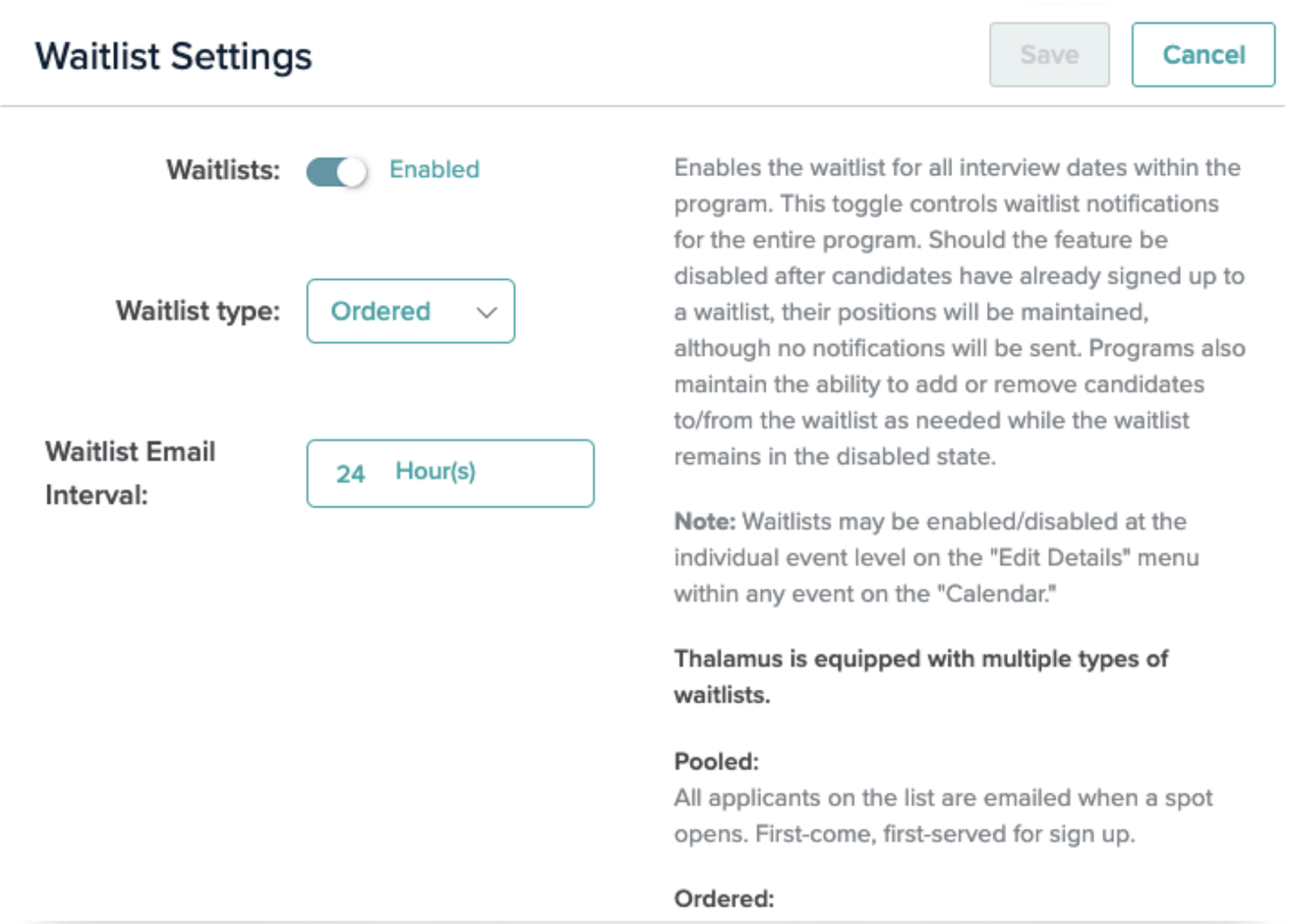

Pooled Waitlist

Notify all waitlisted applicants simultaneously when a spot opens.

Simultaneous Notifications

All applicants on the waitlist are notified at the same time when a spot becomes available.

First Come, First Served

The first applicant to respond and schedule secures the open spot.

Global or Per Event

Enable the pooled waitlist globally across all events or toggle at the individual event level.

Automatic Removal

Applicants are removed from other waitlists for the same event type once scheduled.

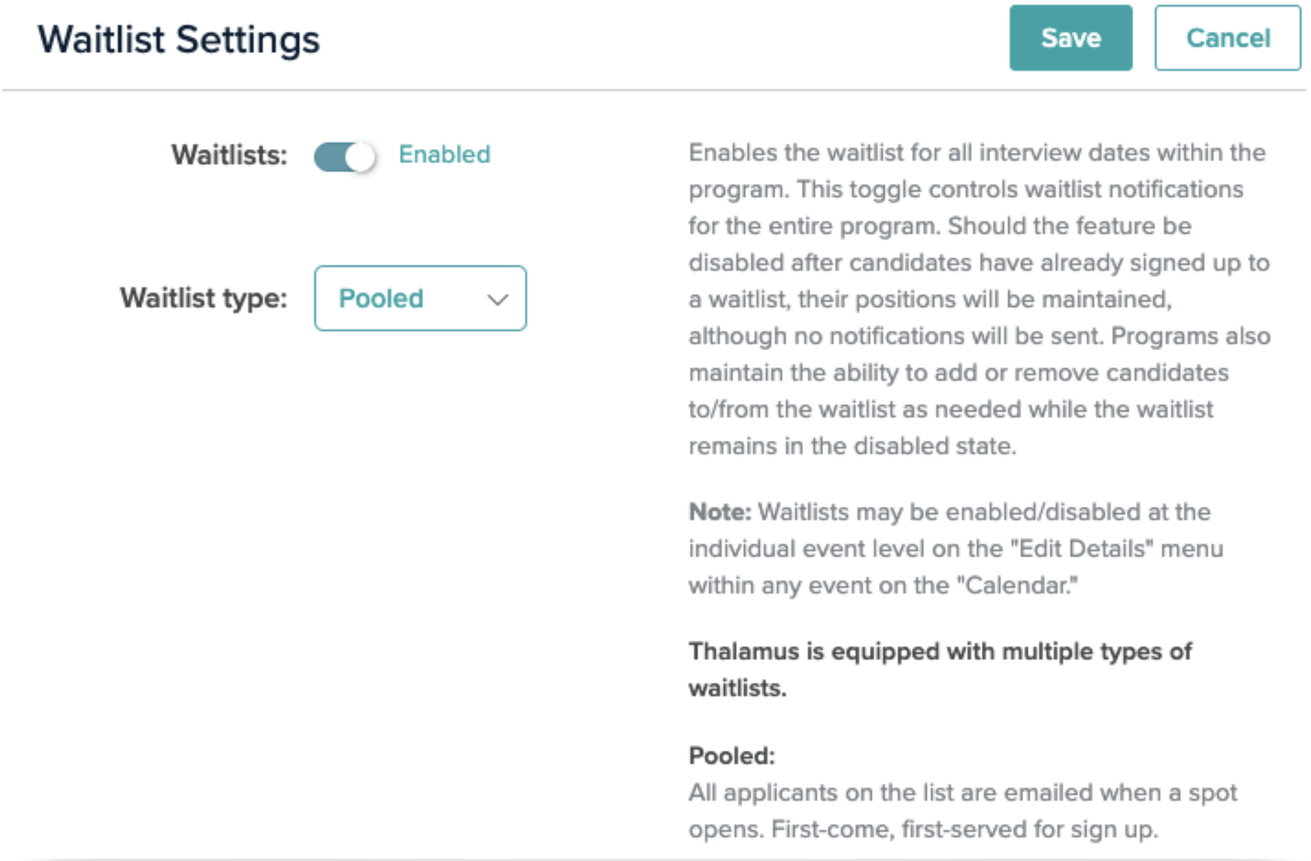

Email Templates Applicant Acknowledgement Surveys

Email Templates

Manage email templates and communication history without switching tools.

Personalized Messaging

Auto-fill applicant, program, and interview details using shortcodes.

Document Attachments

Add required documents directly to email templates.

Template Management

Create fully customizable email templates that carry over season to season.

Email Log

View complete communication history, including attachments.

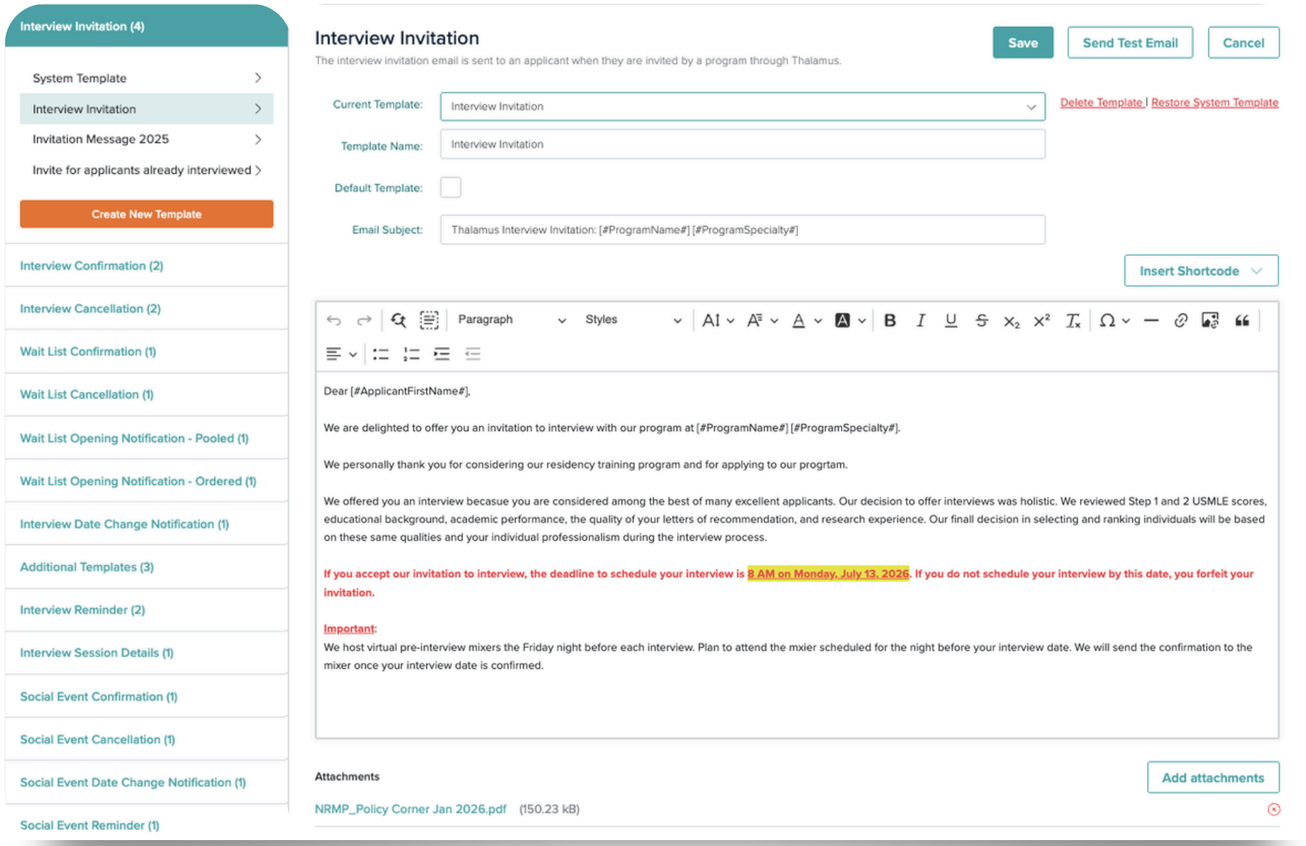

Applicant Acknowledgement

Centralize acknowledgements of required documents within Thalamus.

Requirements Packages

Build customizable acknowledgement packages per program needs.

Send & Collect

Send required documents and collect applicant signatures in one place.

Completion Tracking

Monitor assigned, submitted, and signed acknowledgements.

Eliminate Third-Party Workflows

Manage all document and signature workflows directly within Thalamus.

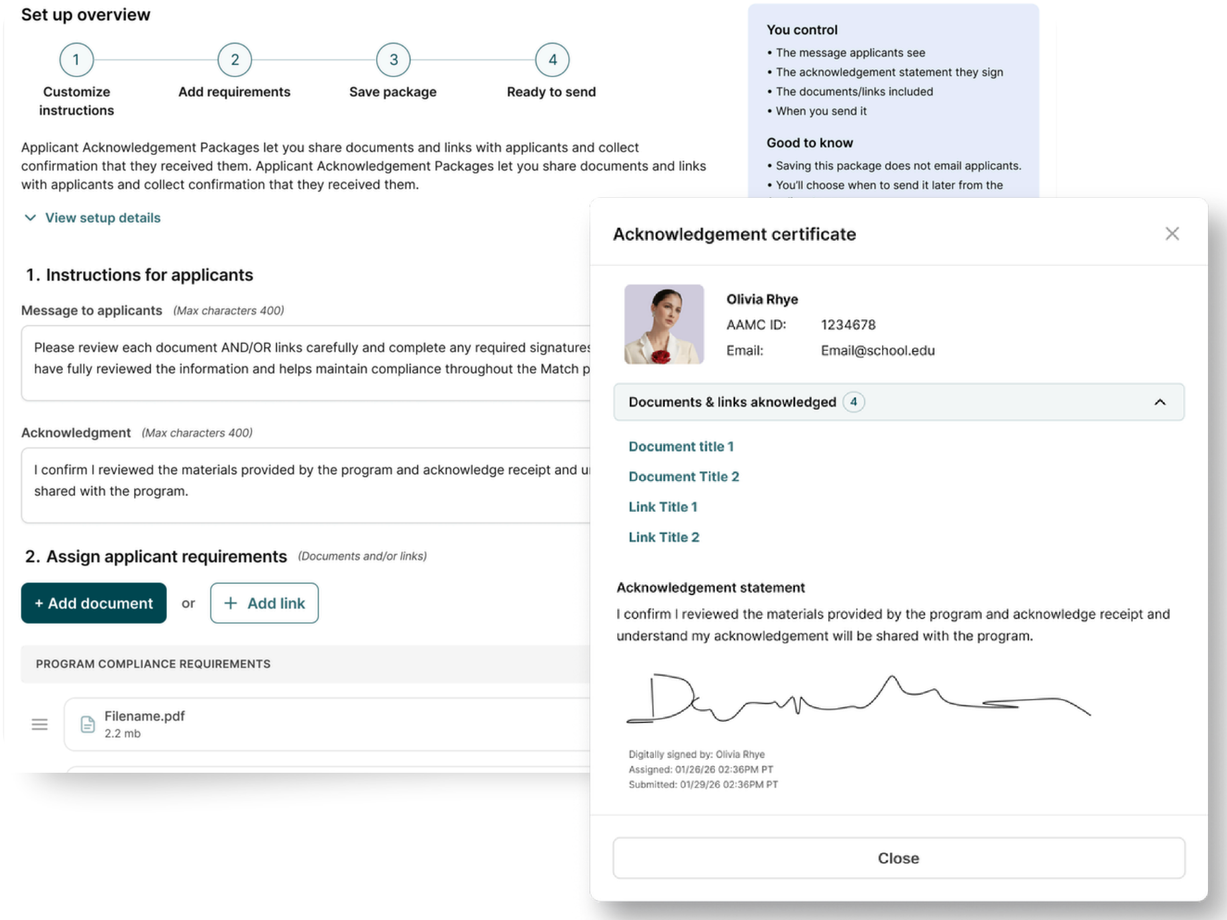

Applicant Acknowledgement

Enable applicant compliance and organization through centralized workflows.

Review & Sign

Review, sign, and submit acknowledgements directly from the Applicant Dashboard.

Document Access

Access required documents and links without leaving Thalamus.

Acknowledgement Tracking

Stay organized with real-time acknowledgement completion status.

Bulk Export & Archive

Export acknowledgement records in bulk and access history across seasons.

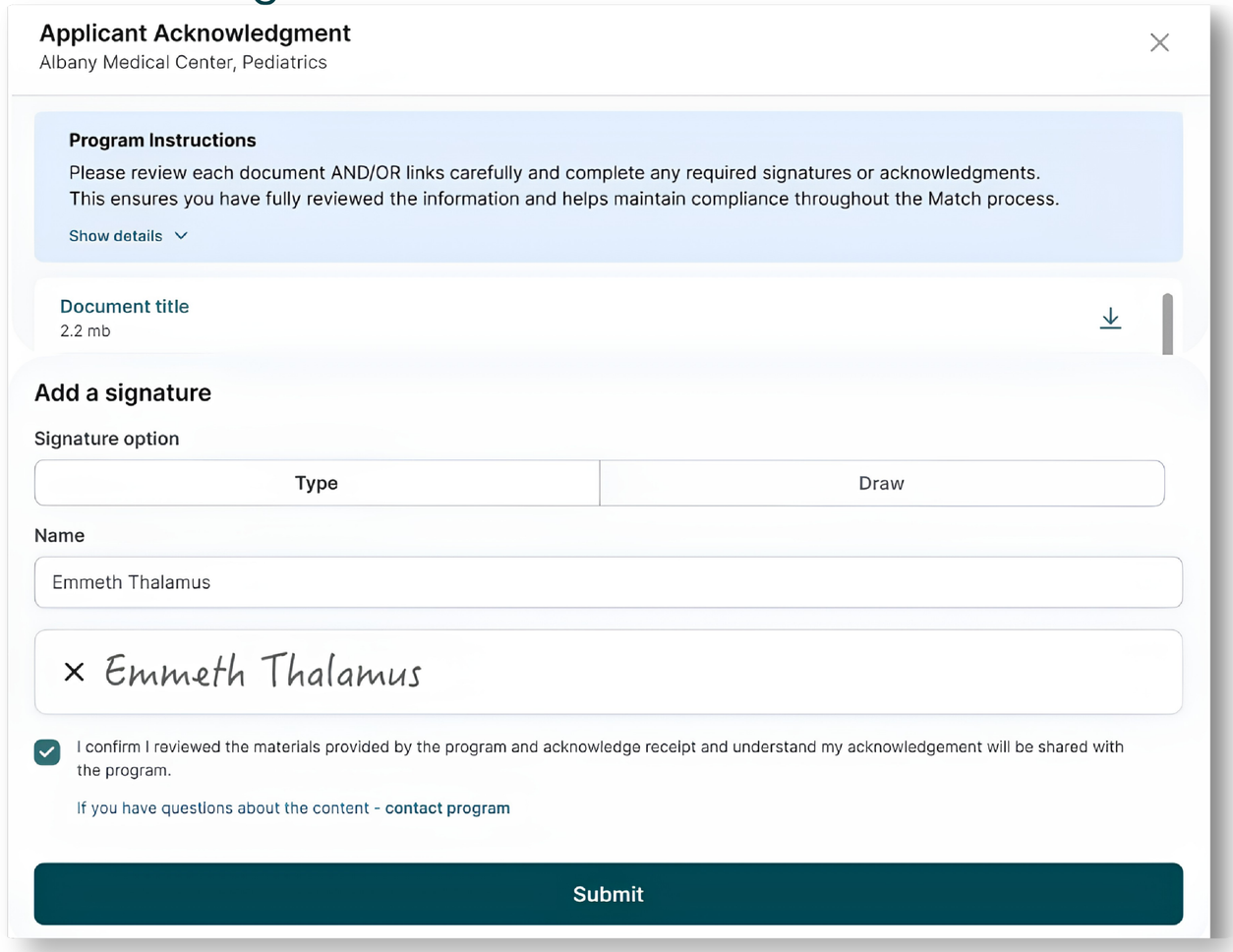

Surveys

Create and send surveys to applicants at any point during the recruitment season.

Survey Types

Create Pre-Interview, Post-Interview, and Post-Match surveys with customizable questions.

Survey Management

Create, send, duplicate, and manage surveys from the Surveys page.

Anonymous Responses

Enable anonymous responses on Post-Interview and Post-Match surveys.

Survey Reports

View and export survey results from the Surveys page or Reports tab.

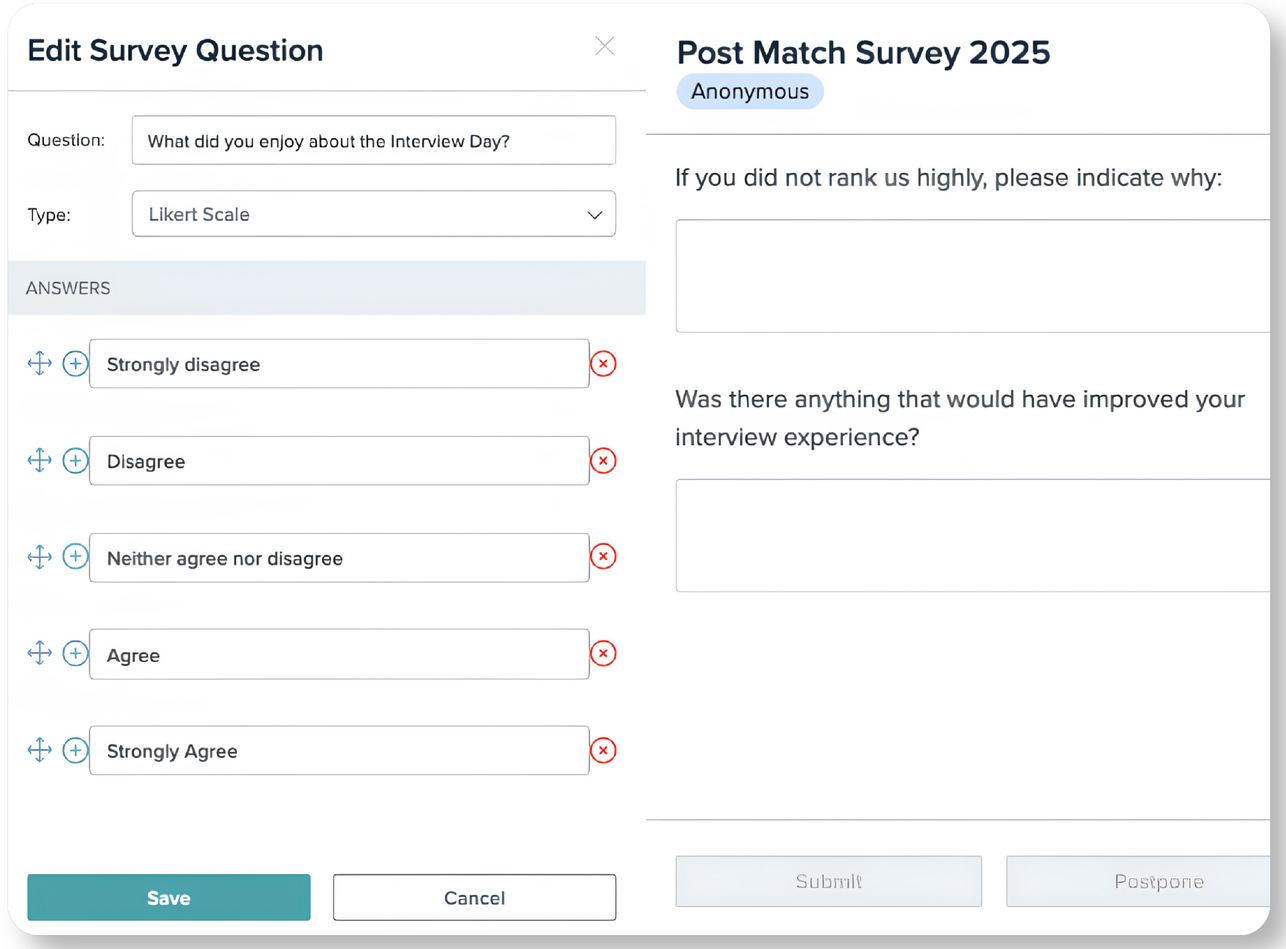

Calendar Events

Program Calendar & Events

Schedule and manage interview days, social events, and follow-up events in one place.

Interview Events

Create virtual, in-person, or hybrid interview days with open, closed, or private settings

Social Events

Create open or closed social events for invited applicants.

Follow-Up Events

Create second, third, or fourth interview events for selected applicants within the same season.

Event Settings

Customize descriptions, attachments, sign-up locks, and cancellation locks per event.

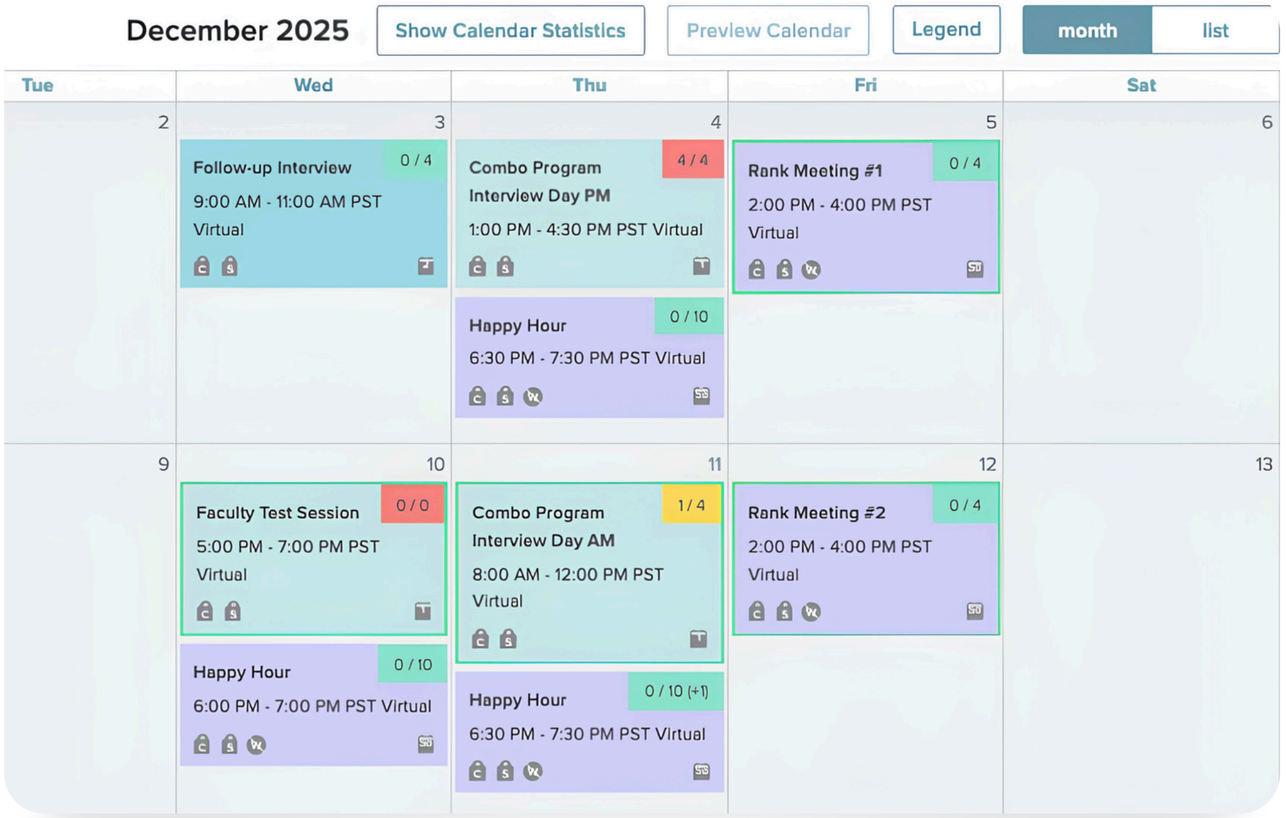

Scheduling Groups, Tiers & Tags

Control scheduling permissions and applicant mix across all interview events.

Scheduling Groups

Group applicants by category to control which interview dates and spots each group accesses.

Tiers

Assign a single tier per applicant to set scheduling priority within a scheduling group.

Applicant Tags

Create and assign custom tags to organize and identify applicants across the dashboard.

Bulk Assignment

Assign scheduling groups and tiers to multiple applicants from the Applicant Dashboard.

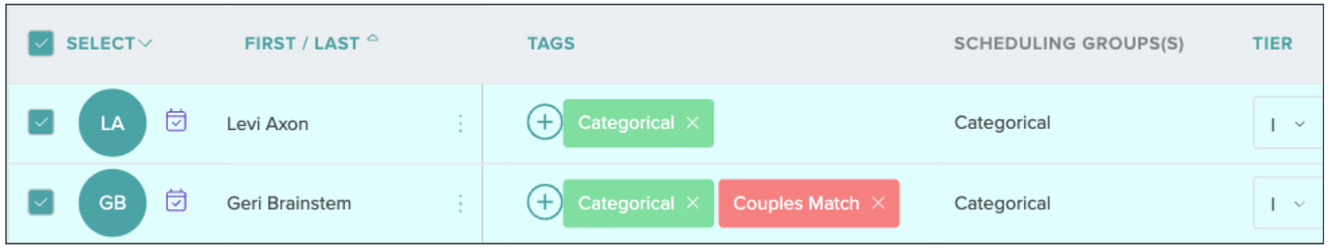

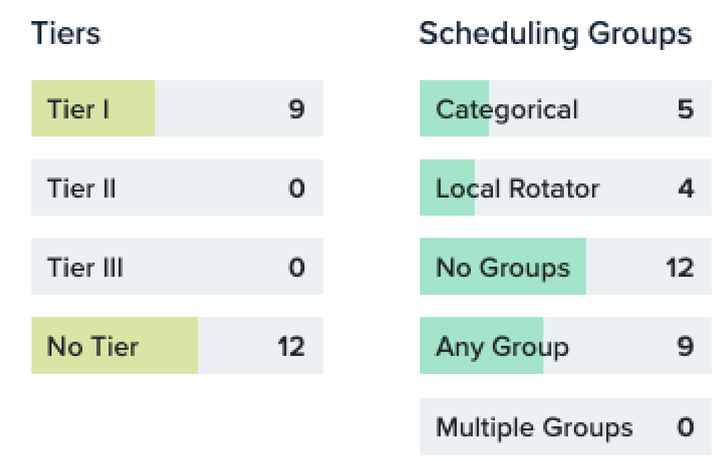

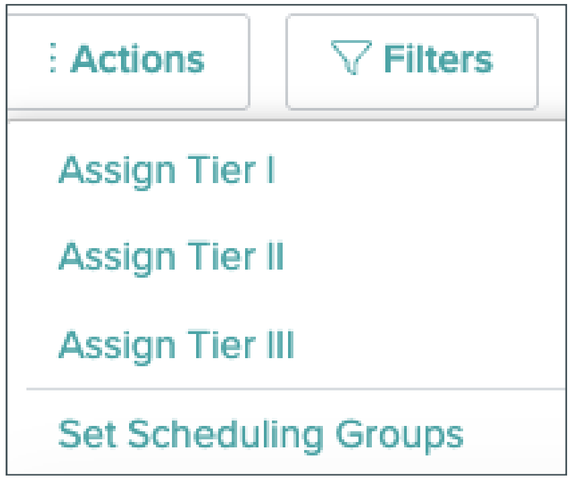

Interview Itineraries & My Schedule

Itinerary Builder & Itinerary Wizard™

Create itineraries manually or automatically.

Schedule Templates

Duplicate and apply customizable templates across interview days.

Video Integration

Select Thalamus Video or a connected third-party platform for each session.

Publish & Notify

Publish itineraries and notify applicants and interviewers instantly.

Itinerary Wizard™: Automated Building

Automate itinerary building. Configure pairing preferences for applicants and interviewers.

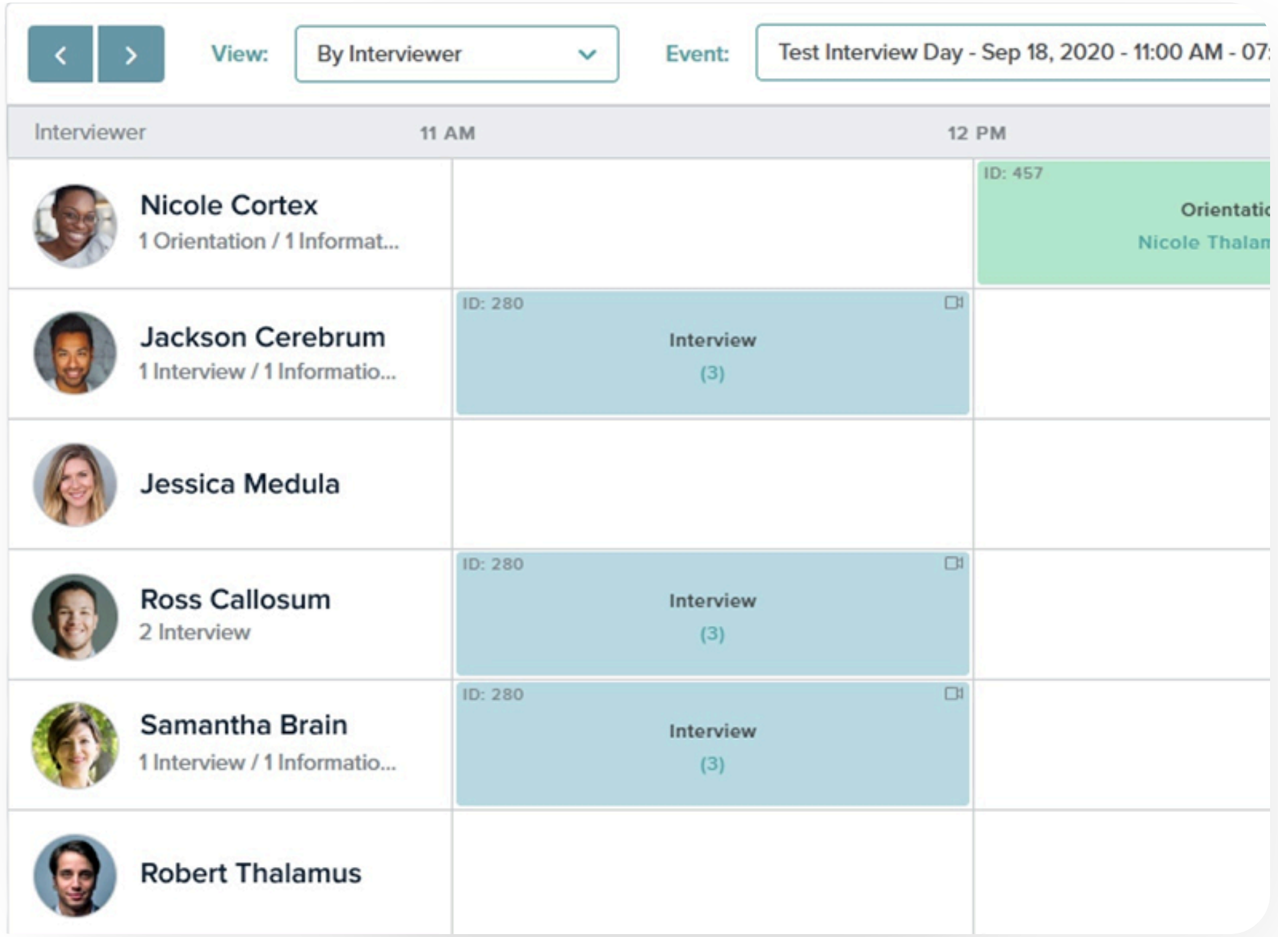

Interview Day Experience

Publish once, and everyone sees the same live schedule.

Join Meeting

Join virtual interview sessions in one click, no matter the platform.

Applicant Details

View applicant information and documents before and during each interview.

Scoring & Notes

Score applicants and add notes without leaving the page.

Scored & Unscored

Filter scored and unscored applicants to track outstanding evaluations.

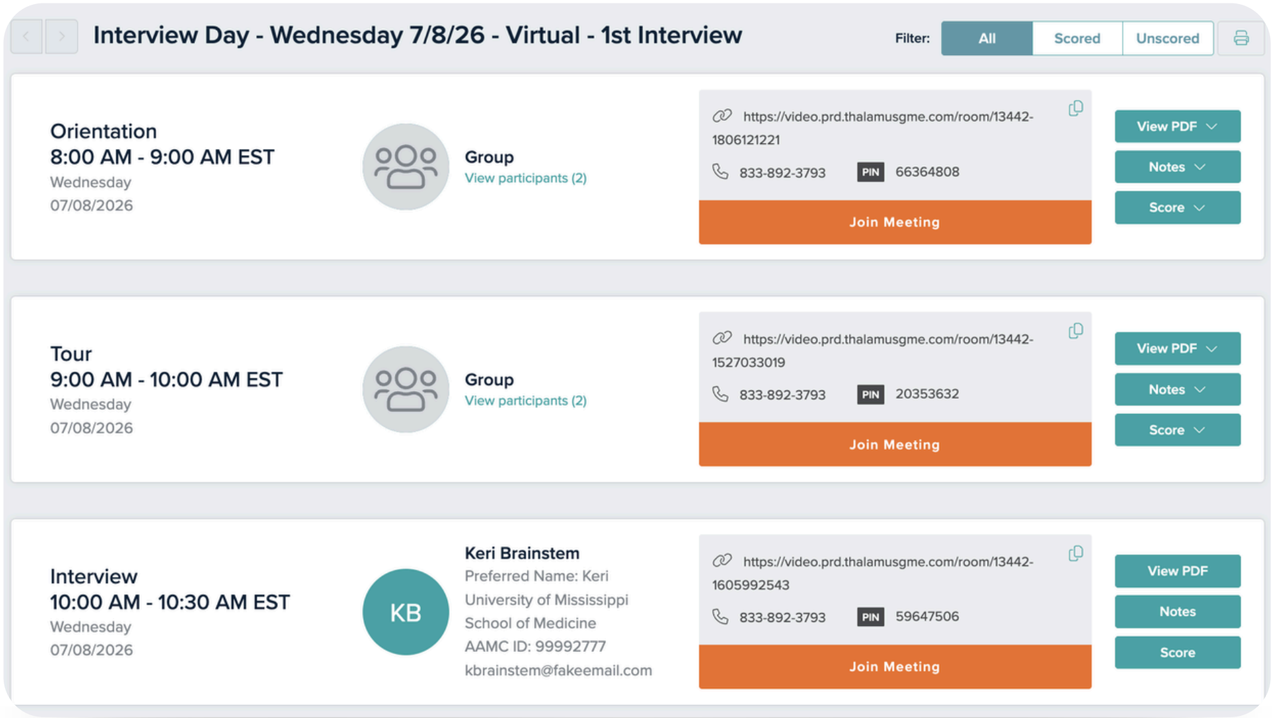

Thalamus Video

Video Interview Platform

Thalamus Video

Access everything needed to conduct interviews from one virtual room.

Join Meeting

Join the virtual interview room directly from My Schedule in one click.

Applicant Details

View applicant information and documents directly in the session.

Integrated Scoring & Notes

Score applicants and add notes without leaving the interview room.

Meeting Controls

Manage mic, video, screen share, and in-room chat directly from the interview room.

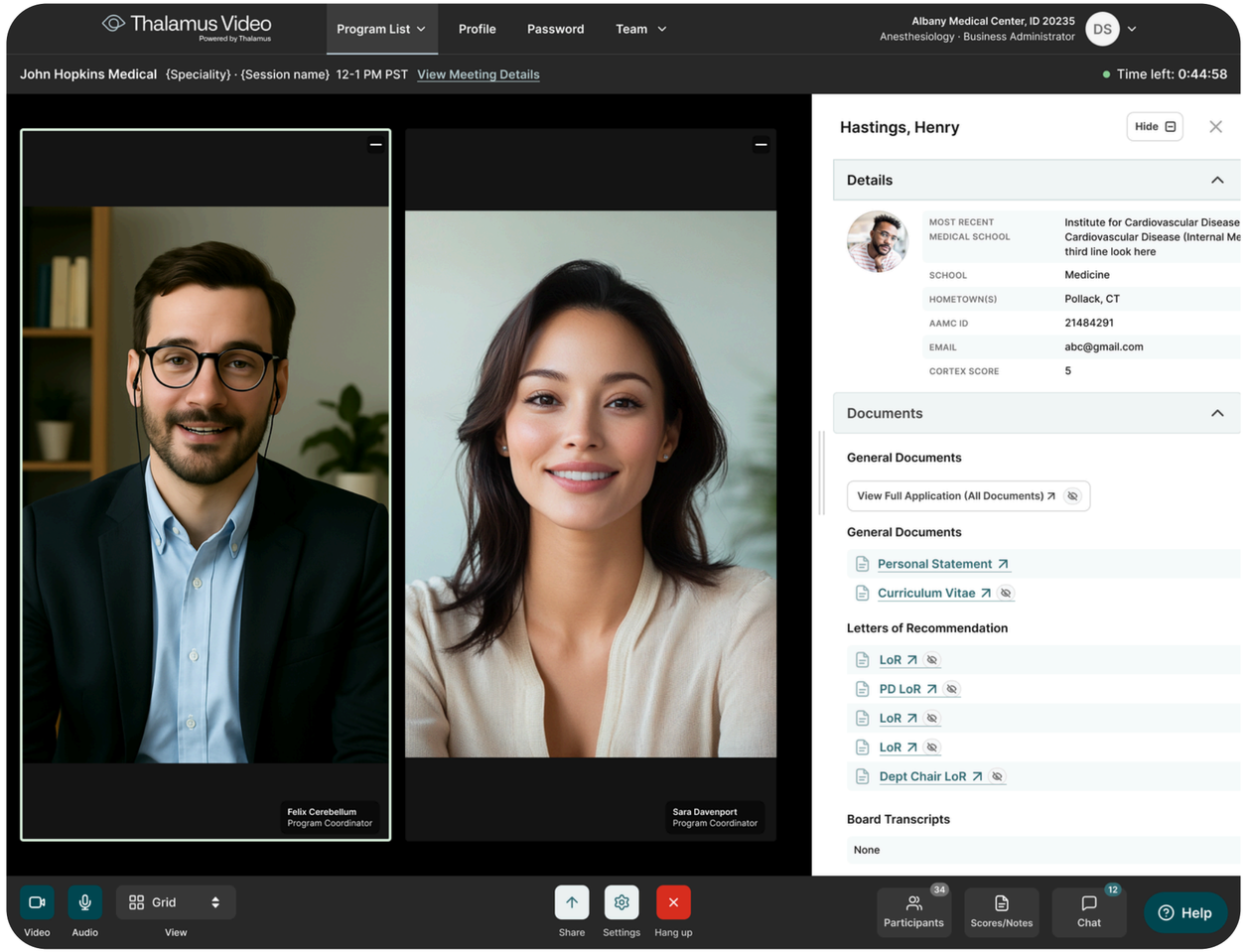

Thalamus Video Admin Hub

Monitor and manage all active Thalamus Video sessions in real time.

Session Monitoring

View all active, upcoming, and previous interview sessions in one dashboard.

Virtual Knock

Send timed or manual knock notifications to keep interviews on schedule.

Custom Notifications

Broadcast custom messages to all participants in any active room.

Room Controls

Join, end, or reopen any session directly from the Admin Hub.

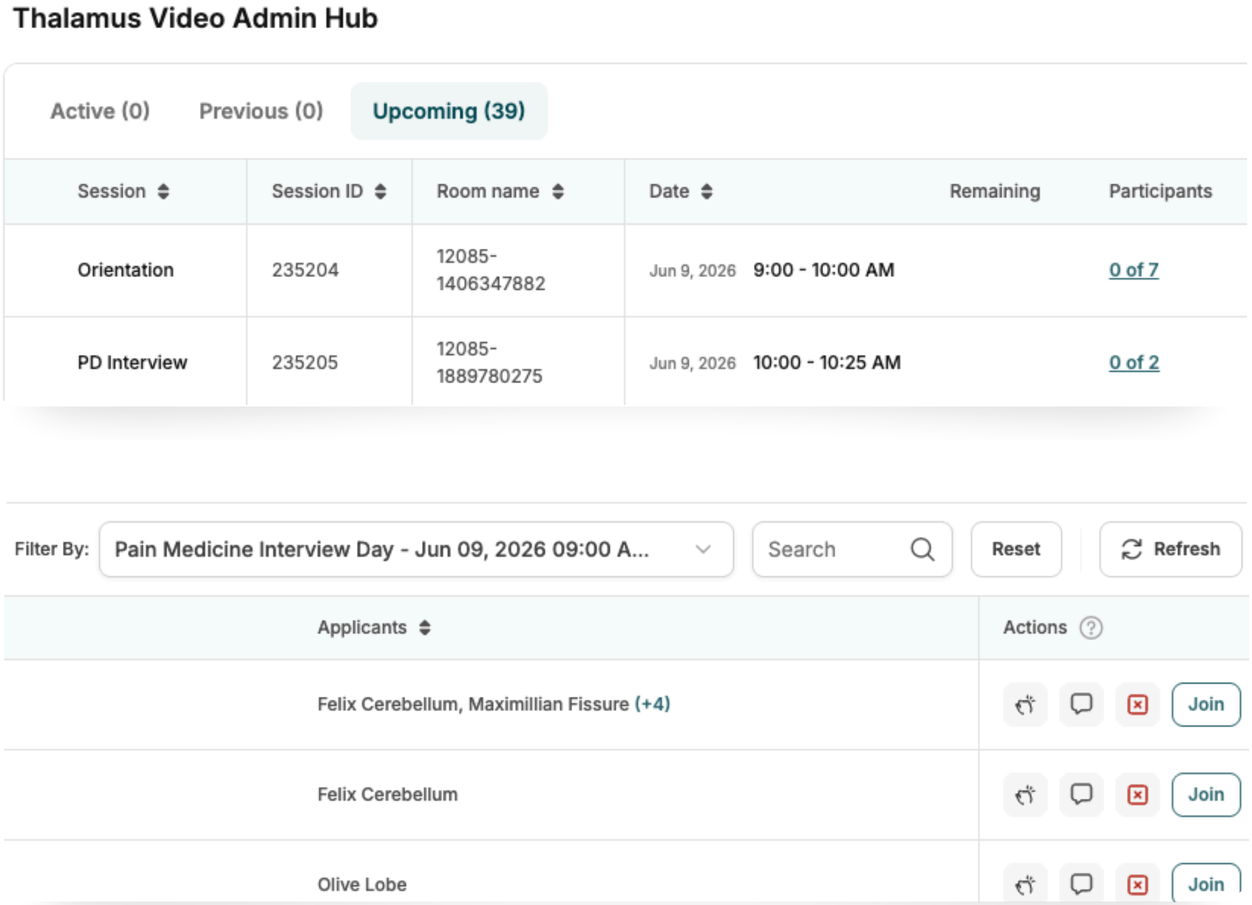

Rank List & Post-Match Workflows

Rank List

Build, manage, and export rank lists for import into match systems.

Rank List Settings

Configure rank list scoring using Regular or Golf Score settings.

Default Rank List

View and order the default applicant rank list using integrated scores and evaluation data.

Additional Rank Lists

Create and manage additional rank lists with recalculation options.

Export & Match Composite

Export rank lists for import and build the Match Composite after Match Day.

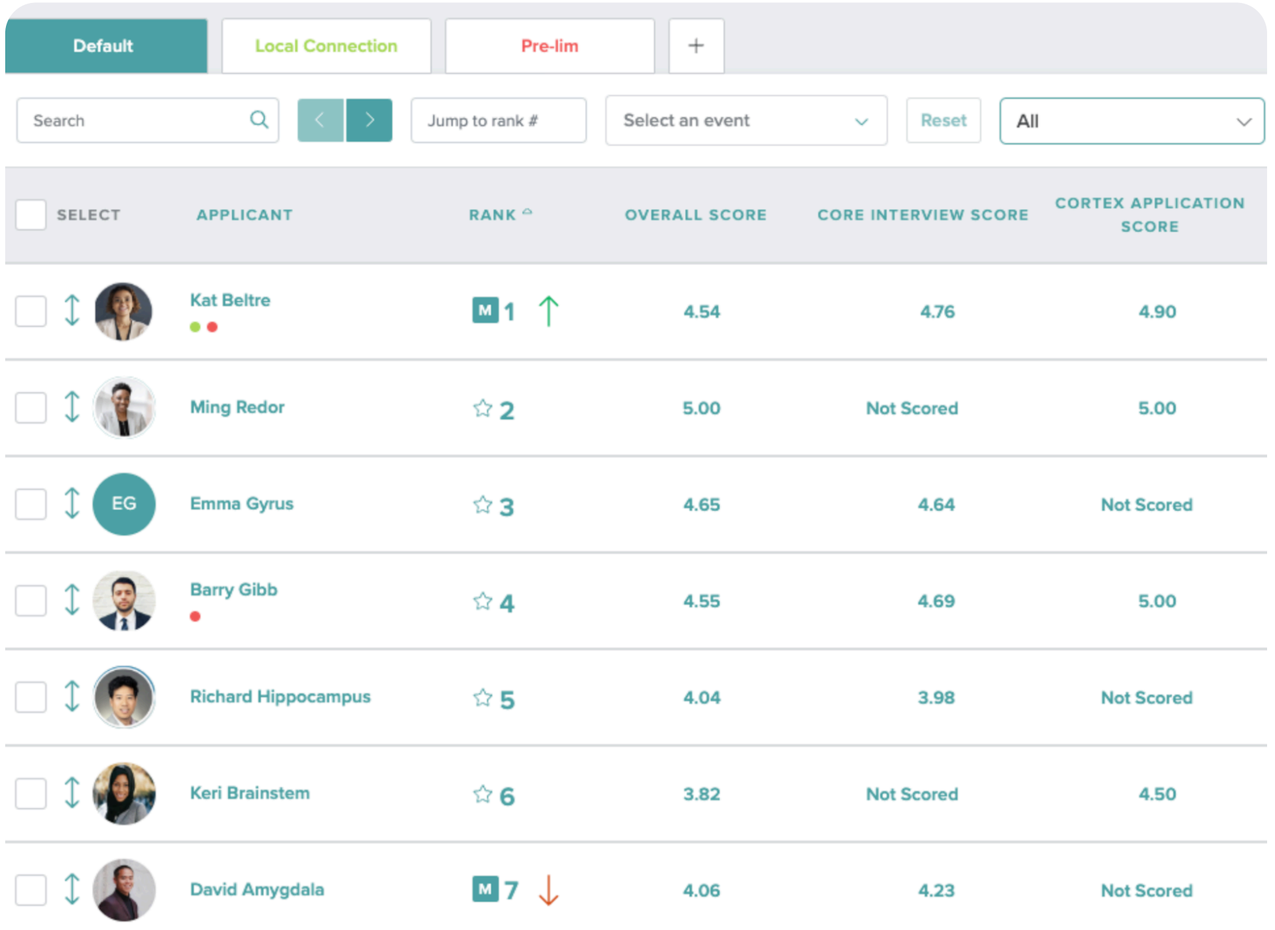

Post-Match Workflows

Close out the season and prepare for onboarding.

Mark Applicants as Matched

Update applicant status to reflect the final Match outcome.

Match Composite

Build a photo roster of matched residents.

Send Post-Match Surveys

Collect applicant feedback after Match Day.

Mark “Will Start” in ERAS PDWS

Update status to ensure applicant information pulls into residency management systems.




THALAMUS DEMO
1 Cortex
• Application Review
• Scoring
• Filtering
2 Core
• Scheduling
• Communication
• Itinerary
Thalamus
3 Cerebellum
• Analytics
• Data
• Outcomes



Cerebellum | Data & Analytics



Cerebellum Data & Analytics

Analyze recruitment performance, applicant trends, and match outcomes.

Program Summary Statistics

Visualize aggregate outcomes and trends for the full recruitment season.

Health Equity Reporting

Analyze match results by applicant type to support equitable review.

Geographic Analysis

Visualize applicant trends and match results by region.

Match Outcomes

Track and compare match results season over season.

Interview Analytics

Monitor interview activity, utilization, and interviewer participation.

Custom Reporting

Export program-level reports and data for institutional review.

Program Interview Distributions

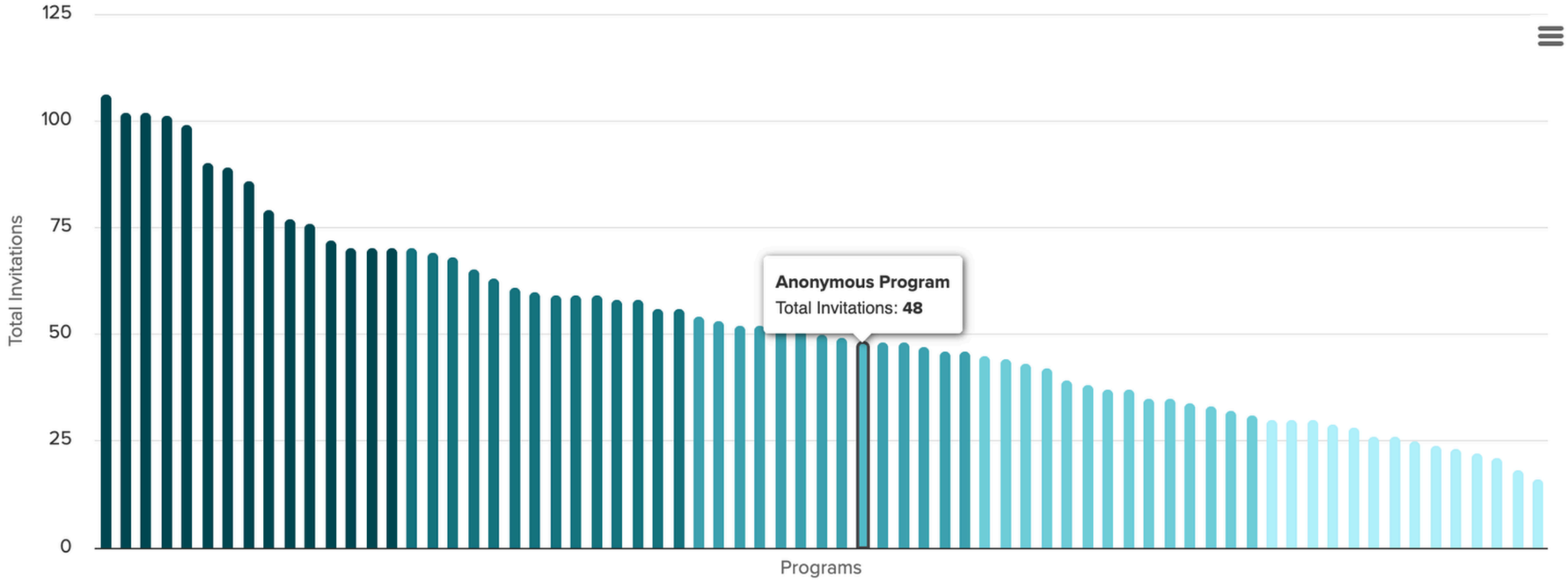

**Programs displaying low values may have invited outside of Thalamus.*

PROGRAM REPRESENTATION	MEAN	MEDIAN	RANGE
n = 63% 71 of 112	52.4 ↗ +0 YoY (52.3)	50 ↗ +2 YoY (48)	16-106

Applicant Interview Distributions

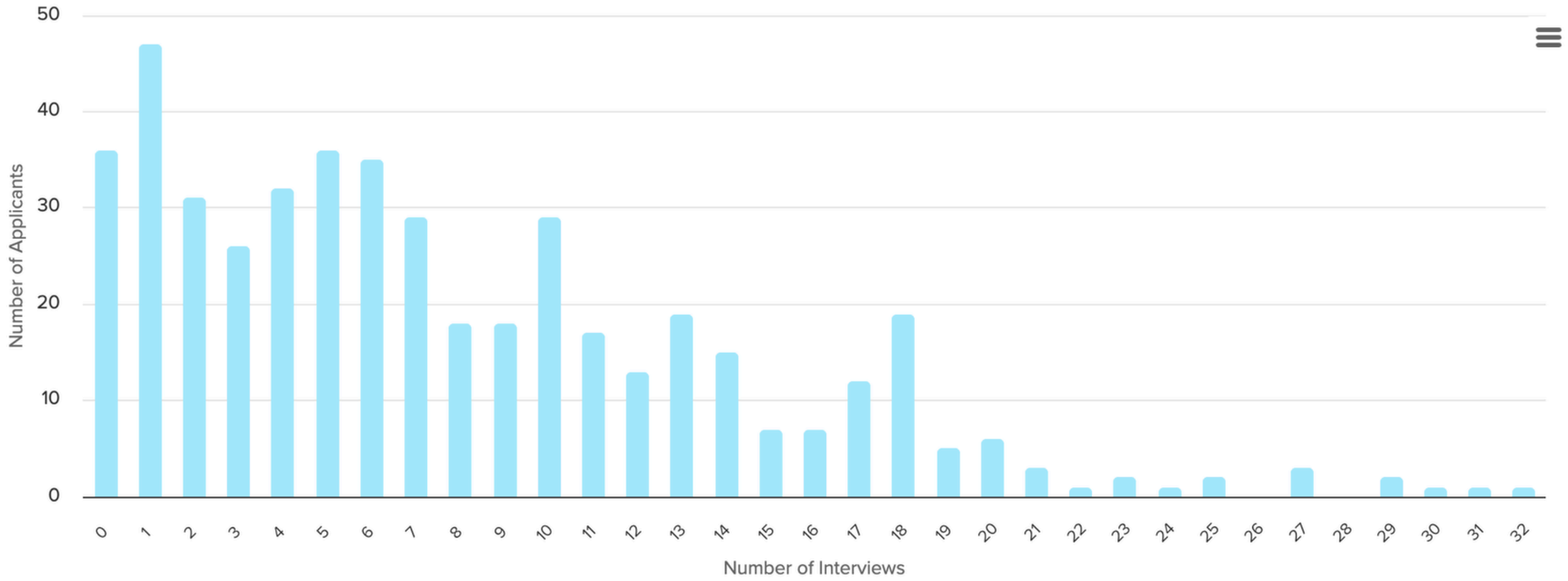

PROGRAM REPRESENTATION	APPLICANTS	MEAN	MEDIAN	RANGE	% APPLICANTS NOT INVITED
n = 63% 71 of 112	474	7.9 ↗ +0.3 YoY (7.6)	6 +0 YoY (6)	0-32	8%

The Applicant Experience

Applicant Dashboard

A command center for interview season.

Invites

New invitations display at the top of the dashboard, most recent invites first.

Next Session

The next scheduled interview session surfaces at the top of the dashboard on interview day.

Schedule Conflicts

Overlapping interview events are flagged directly on the dashboard.

Surveys

Surveys can be saved in progress and completed at any time before submission.

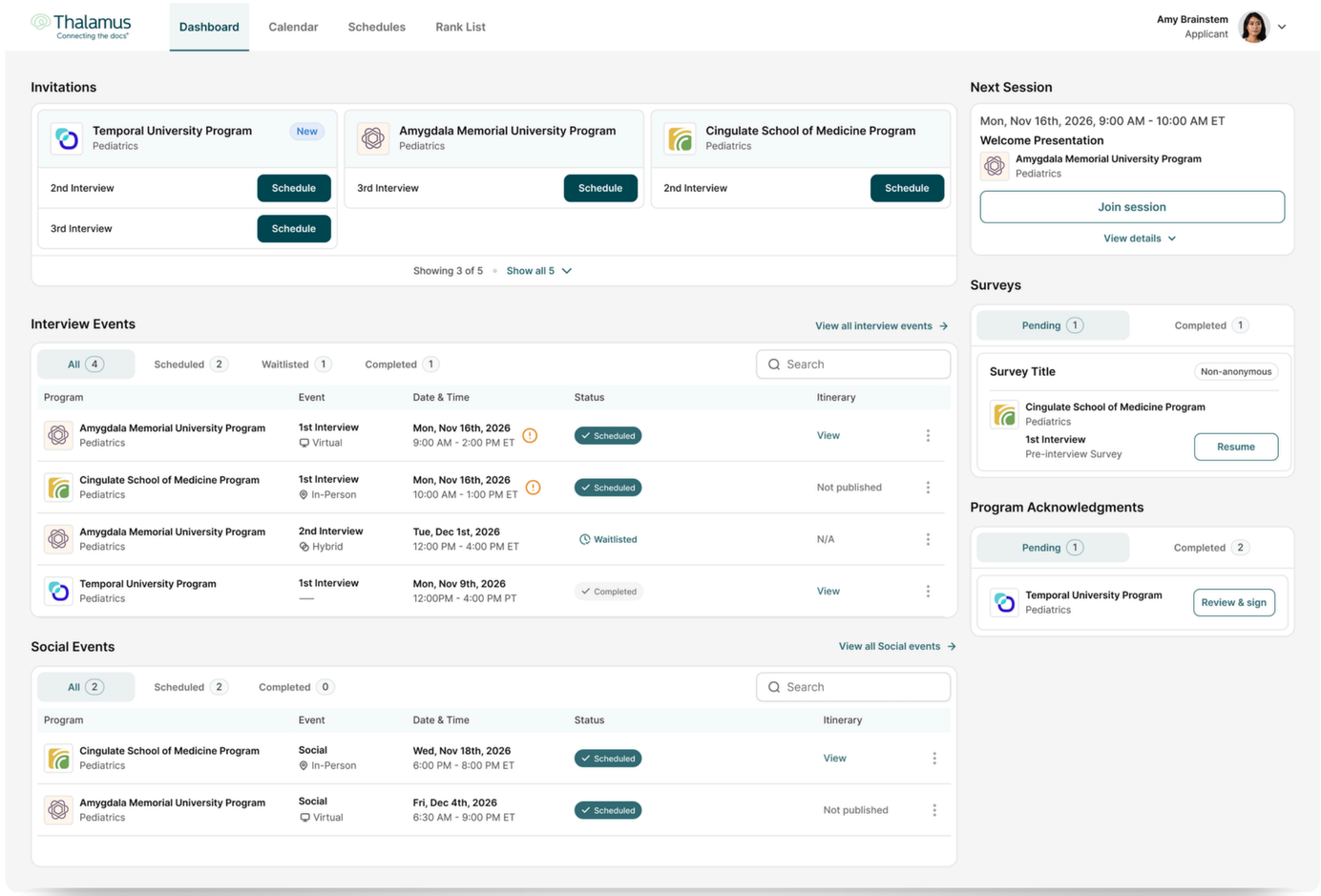

Email Log

Track all applicant communications sent through Thalamus.

View Email Log

Access program email logs from the My Programs section on the dashboard.

Email Content

Open any email to view the full message and any attachments from the program.

Interviews & Social Events

Email logs are accessible from the Interviews and Social Events sections on the dashboard.

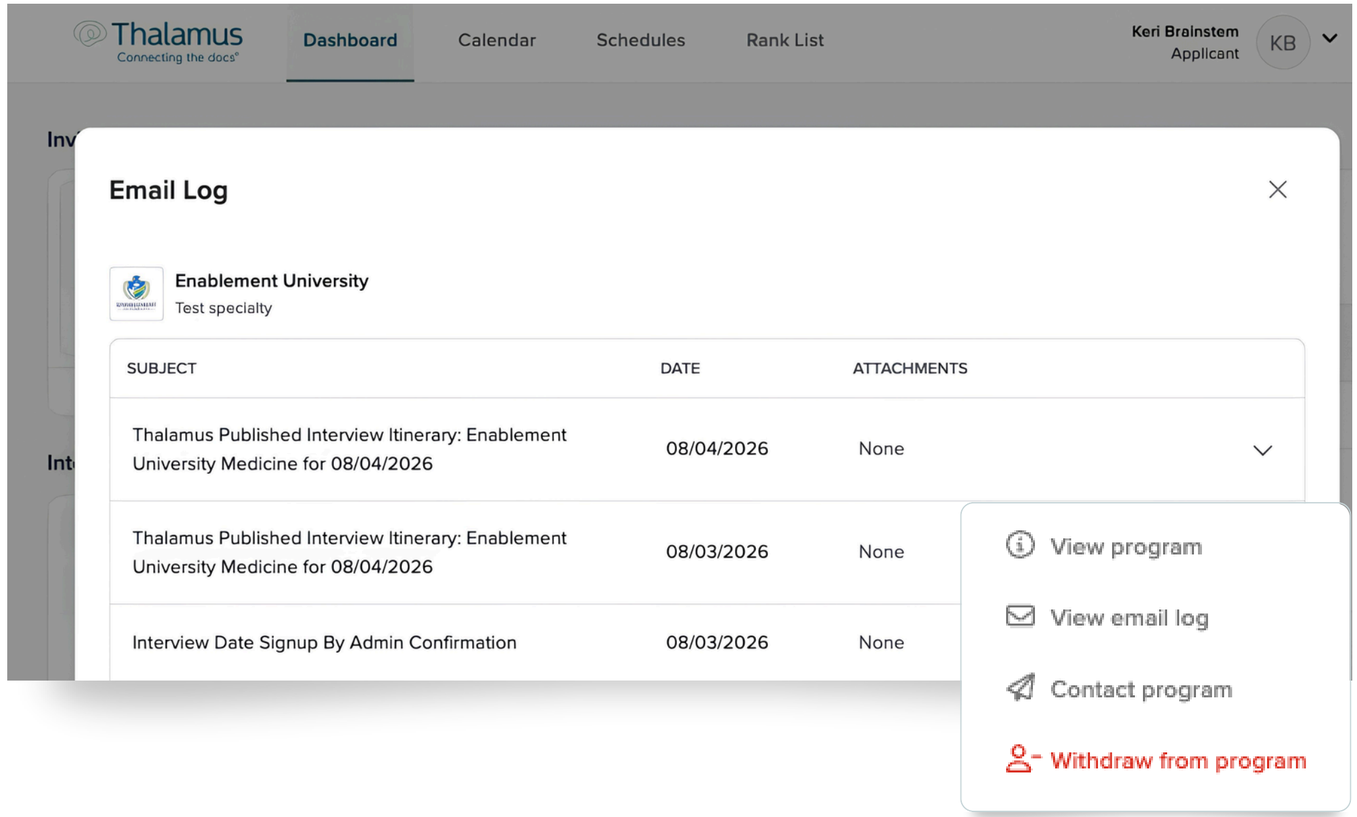

Calendars

Enhanced filtering and improved navigation across the interview season.

Specialty Filter

Selecting a specialty selects all programs within that specialty.

Open Events Filter

Only events that are open and available to schedule are surfaced.

Interview Type Filter

Expanded filter options for interview type across all calendar events.

Location Type Filter

Filter by in-person or virtual preference when a program offers both options.

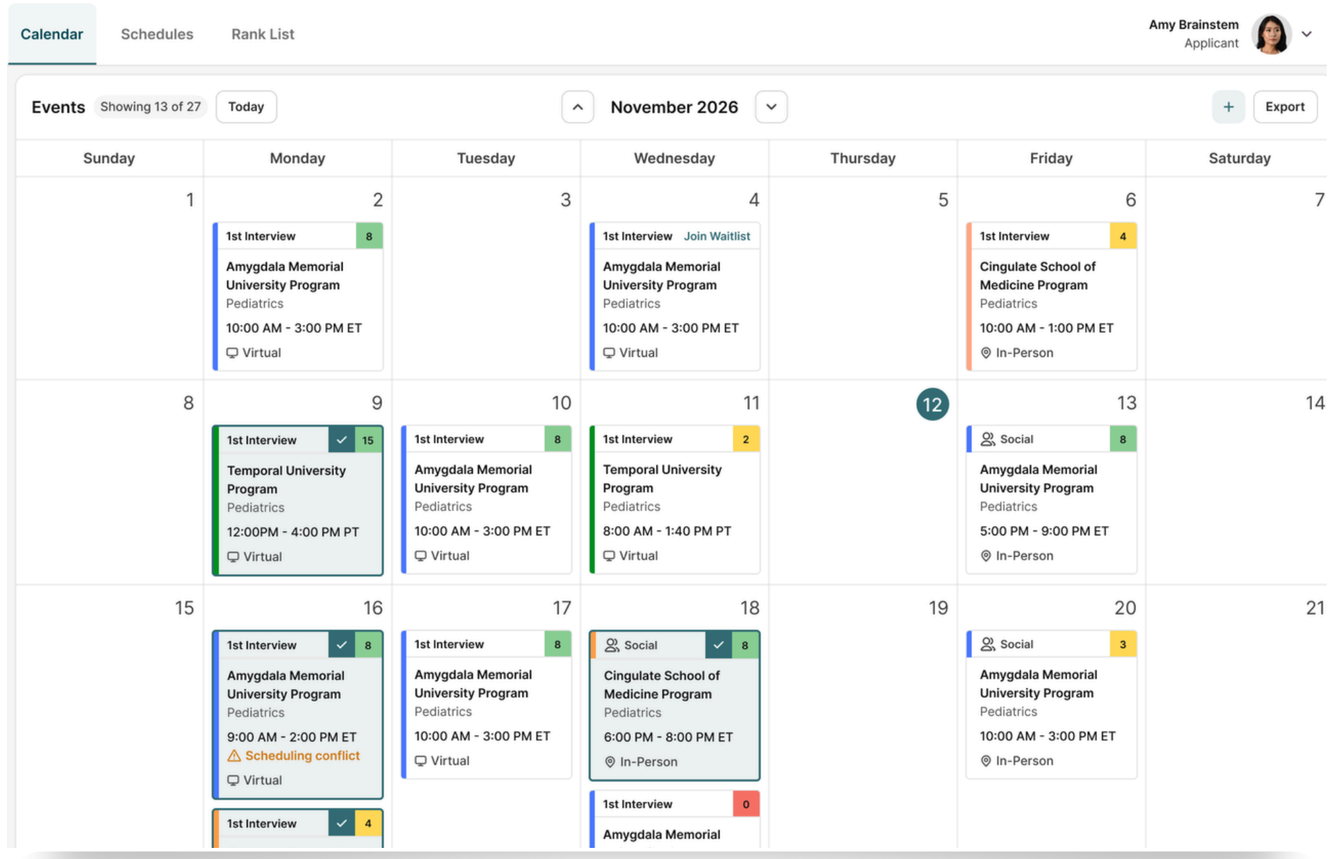

Applicant Itinerary

Access interview itinerary and session details directly from the dashboard.

Interview Events

View scheduled, waitlisted, and completed interview events with itinerary availability status.

Itinerary Status

Itinerary availability displays as View, Not Published, or N/A for each interview event.

Session Details

Access session type, date and time, virtual join link, and meeting details from the Next Session.

Schedule Conflicts

A conflict indicator appears when two or more scheduled events overlap on the same date.

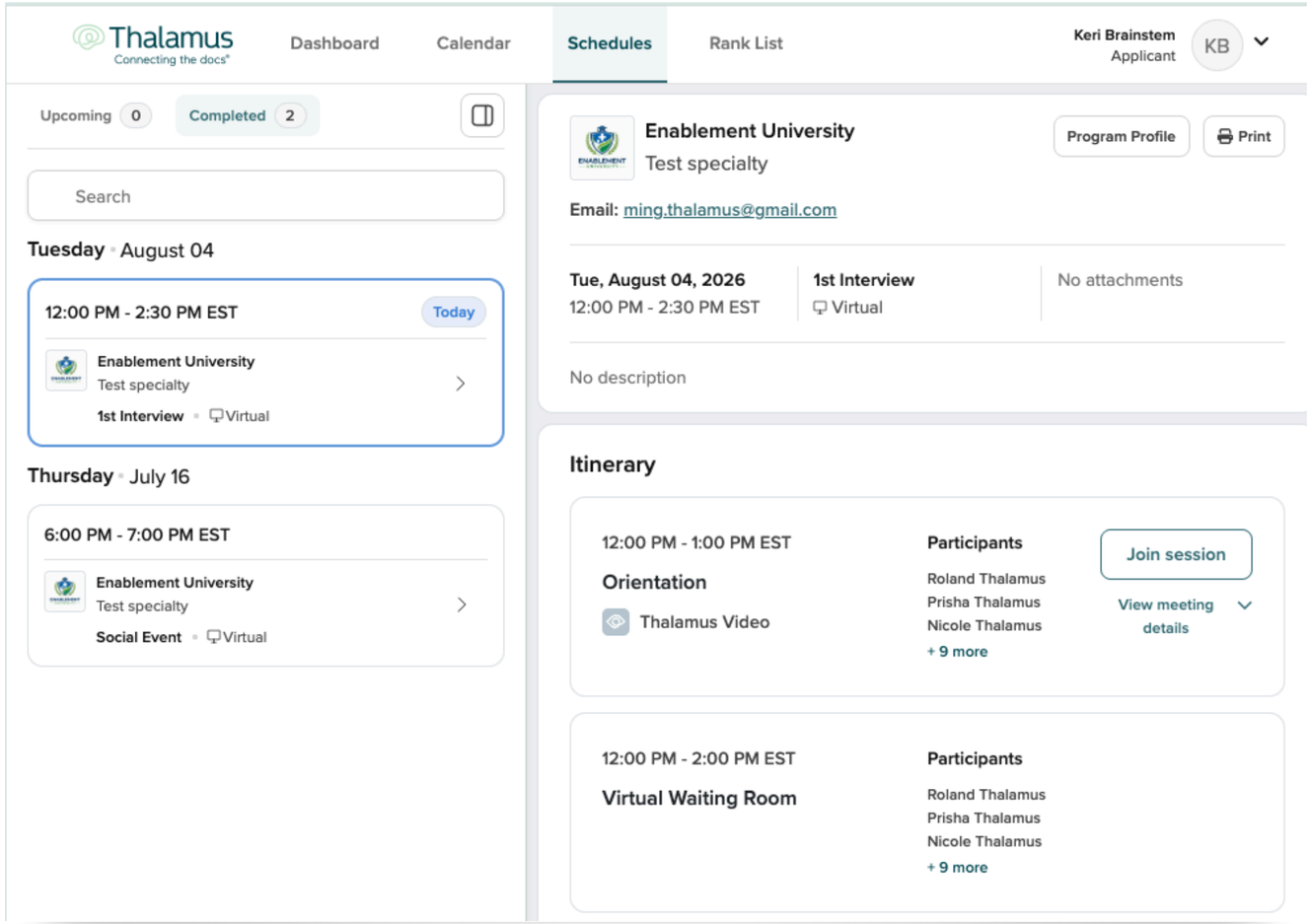

Support & Training Resources

Support & Training Resources

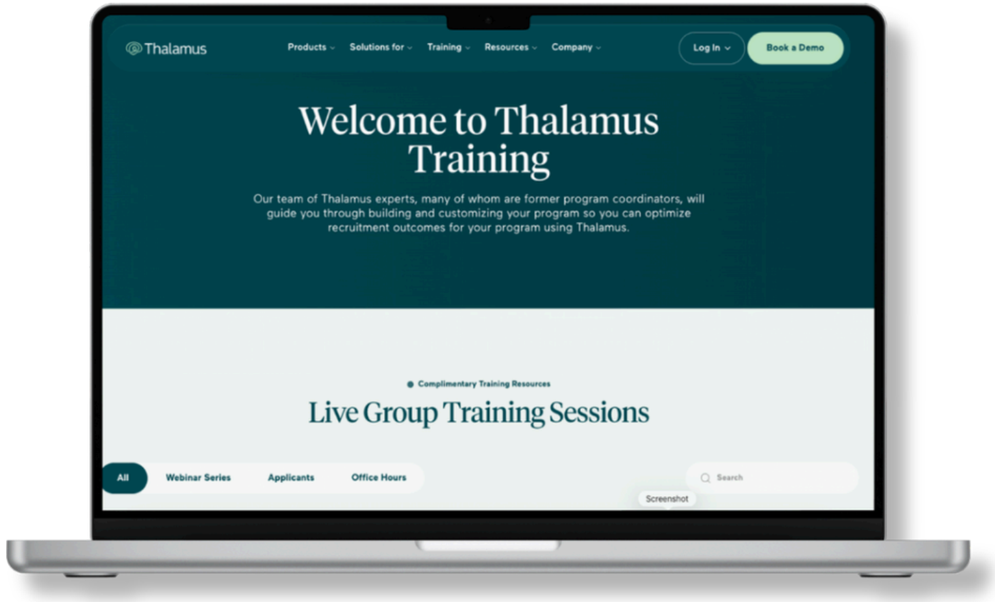

SCAN HERE

24×7 Support

Access always-on support during active recruitment season.

Knowledge Base

Browse guides, documentation, and support resources.

Video Library

Access recorded webinars and snippets across workflows.

Bookmark This

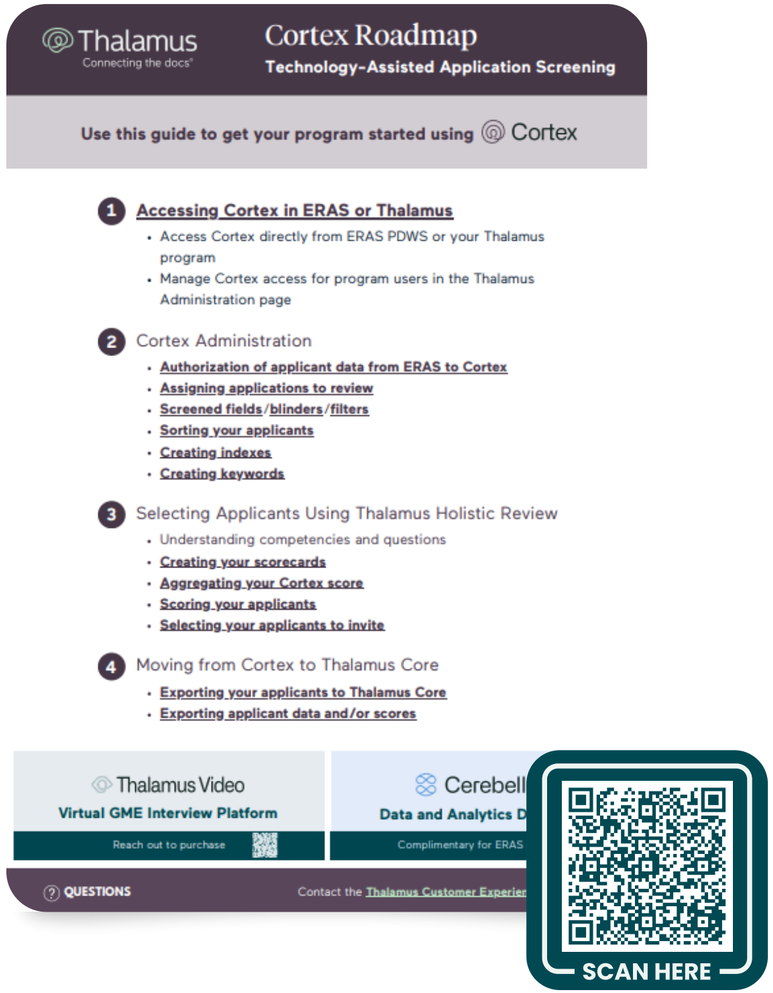

Thalamus
Connecting the docs®

Cortex Roadmap
Technology-Assisted Application Screening

Use this guide to get your program started using Cortex

1 Accessing Cortex in ERAS or Thalamus
- Access Cortex directly from ERAS PDWS or your Thalamus program
- Manage Cortex access for program users in the Thalamus Administration page

2 Cortex Administration
- **Authorization of applicant data from ERAS to Cortex**
- **Assigning applications to review**
- **Screened fields/blinders/filters**
- **Sorting your applicants**
- **Creating indexes**
- **Creating keywords**

3 Selecting Applicants Using Thalamus Holistic Review
- Understanding competencies and questions
- **Creating your scorecards**
- **Aggregating your Cortex score**
- **Scoring your applicants**
- **Selecting your applicants to invite**

4 Moving from Cortex to Thalamus Core
- **Exporting your applicants to Thalamus Core**
- **Exporting applicant data and/or scores**

Thalamus Video
Virtual GME Interview Platform
Reach out to purchase

Cerebell
Data and Analytics D
Complimentary for ERAS

QUESTIONS Contact the Thalamus Customer Experier

SCAN HERE

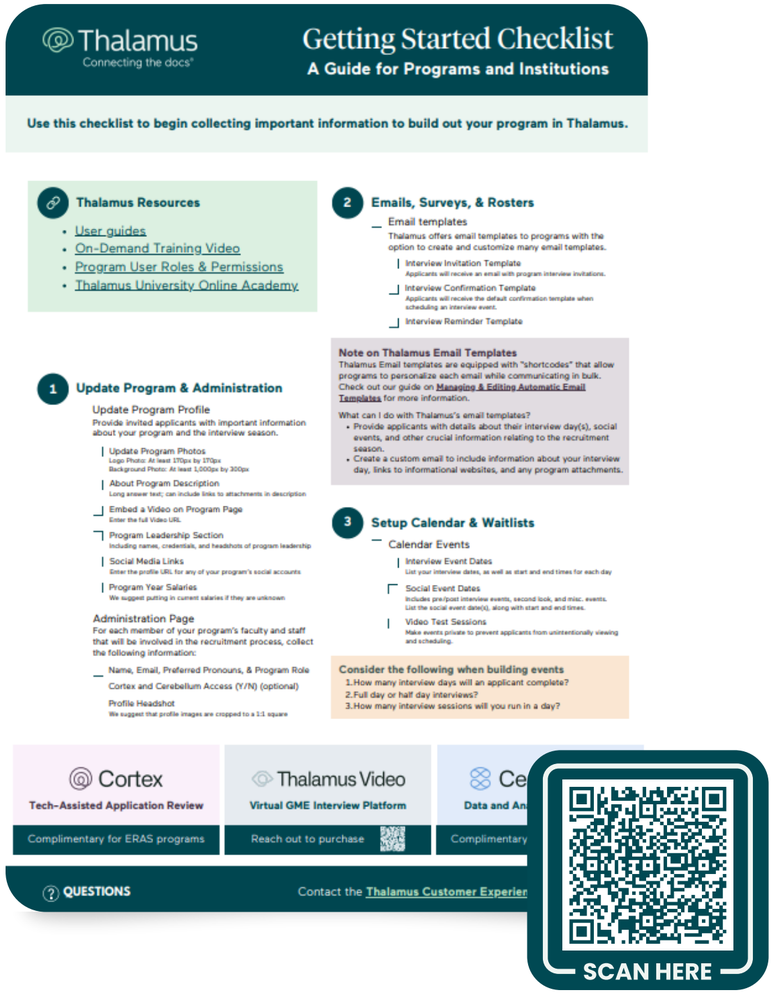

Thalamus
Connecting the docs®

Getting Started Checklist
A Guide for Programs and Institutions

Use this checklist to begin collecting important information to build out your program in Thalamus.

Thalamus Resources
- User guides
- On-Demand Training Video
- Program User Roles & Permissions
- Thalamus University Online Academy

1 Update Program & Administration

Update Program Profile
Provide invited applicants with important information about your program and the interview season.
- Update Program Photos
  Logo Photo: At least 170px by 170px
  Background Photo: At least 1,000px by 300px
- About Program Description
  Long answer text; can include links to attachments in description
- Embed a Video on Program Page
  Enter the full Video URL
- Program Leadership Section
  Including names, credentials, and headshots of program leadership
- Social Media Links
  Enter the profile URL for any of your program's social accounts
- Program Year Salaries
  We suggest putting in current salaries if they are unknown

Administration Page
For each member of your program's faculty and staff that will be involved in the recruitment process, collect the following information:
- Name, Email, Preferred Pronouns, & Program Role
- Cortex and Cerebellum Access (Y/N) (optional)
- Profile Headshot
  We suggest that profile images are cropped to a 1:1 square

2 Emails, Surveys, & Rosters
- Email templates
  Thalamus offers email templates to programs with the option to create and customize many email templates.
  - Interview Invitation Template
    Applicants will receive an email with program interview invitations.
  - Interview Confirmation Template
    Applicants will receive the default confirmation template when scheduling an interview event.
  - Interview Reminder Template

Note on Thalamus Email Templates
Thalamus Email templates are equipped with "shortcodes" that allow programs to personalize each email while communicating in bulk. Check out our guide on **Managing & Editing Automatic Email Templates** for more information.

What can I do with Thalamus's email templates?
- Provide applicants with details about their interview day(s), social events, and other crucial information relating to the recruitment season.
- Create a custom email to include information about your interview day, links to informational websites, and any program attachments.

3 Setup Calendar & Waitlists
- Calendar Events
  - Interview Event Dates
    List your interview dates, as well as start and end times for each day
  - Social Event Dates
    Includes pre/post interview events, second look, and misc. events. List the social event date(s), along with start and end times.
  - Video Test Sessions
    Make events private to prevent applicants from unintentionally viewing and scheduling.

Consider the following when building events
1. How many interview days will an applicant complete?
2. Full day or half day interviews?
3. How many interview sessions will you run in a day?

Cortex
Tech-Assisted Application Review
Complimentary for ERAS programs

Thalamus Video
Virtual GME Interview Platform
Reach out to purchase

Ce
Data and An
Complimentary

QUESTIONS Contact the Thalamus Customer Experier

SCAN HERE

Upcoming Trainings

Live sessions and office hours covering product training and applicant resources.

Focus Session: Common Scheduling Mistakes & How to Correct Them

September 10, 2026 - 12 PM EST

Product Training: Wrapping Up the Season

September 15, 2026 - 12 PM EST

Office Hours

September 16, 2026 - 3 PM EST

Deep Dive: Cortex & Scoring

September 17, 2026 - 12 PM EST



Thala-Us Synapse

Don’t just talk about the future of GME recruitment. **Build it.**

What Is Thala-Us Synapse?

Thala-Us Synapse is a traveling, two-day immersive GME community experience. Explore the future of medical education, connect with peers, and experience innovation.

Why Attend?

Explore future AI capabilities, get an exclusive look at upcoming enhancements, and connect with peers to spark collaboration while earning 9.5 TAGME credits.

Who Should Attend?

Program Directors, Coordinators, DIOs, GME Administration, Health System Leadership, Specialty Society Leaders, and Learners.

2026 Tour Stops

Nashville	May 6-7
Cleveland	May 11-12
Los Angeles	May 20-21
Charlotte	June 1-2
Boston	June 4-5
New York	June 16-17
Washington DC	Aug 3-4
Philadelphia	Aug 6-7
Chicago	Aug 13-14
Miami	Aug 19-20
Houston	Aug 26-27
San Francisco	Sep 14-15

Register Here

Survey

Feedback helps improve future sessions.



Questions?


THALAMUS
1 Cortex
• Application Review
• Scoring
• Filtering
2 Core
• Scheduling
• Communication
• Itinerary
Thalamus
3 Cerebellum
• Analytics
• Data
• Outcomes